

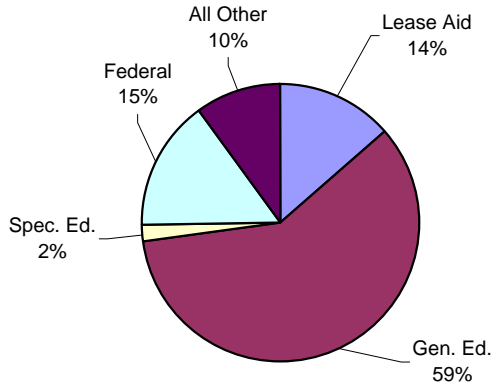


Lakes International Language Academy

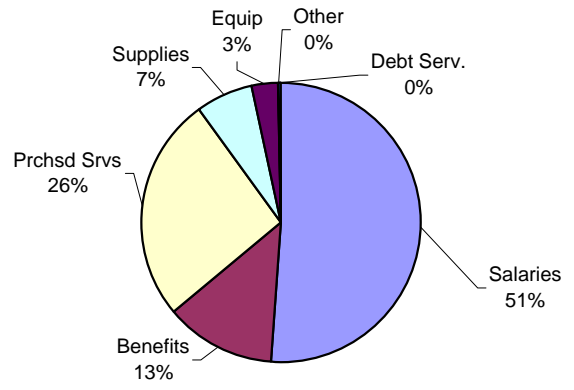
Financial Dashboard for: 4/30/2010

Full Year Budget (Accrual)

Where the money is budgeted to come from:



Where the money is budgeted to be spent:



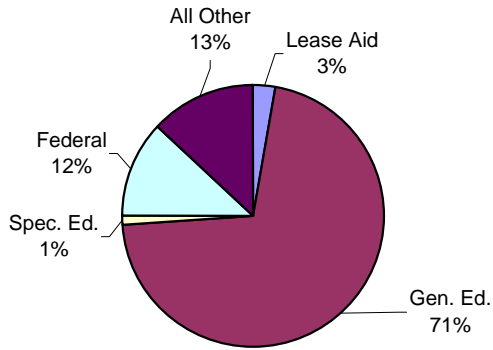
Student Count

Actual Current ADM:

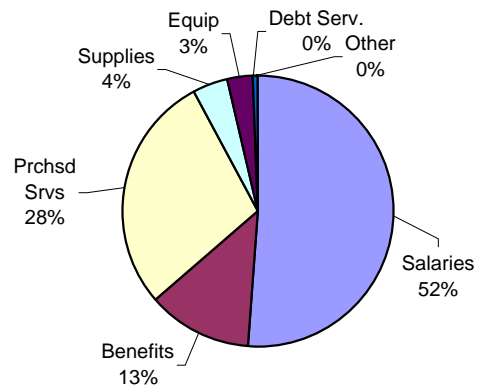
Budgeted ADM **547 ADM**

Year to Date Actual (Cash)

Where the money is coming from:



Where the money is being spent:



	YTD Actual		YTD Budget Target	
Revenue	\$2,849,867.75	61%	\$3,919,467.93	83%
Expense	\$3,615,049.43	78%	\$3,886,615.83	83%
Change in Fund Balance	-\$765,181.68	-1941%	\$32,852.09	83%

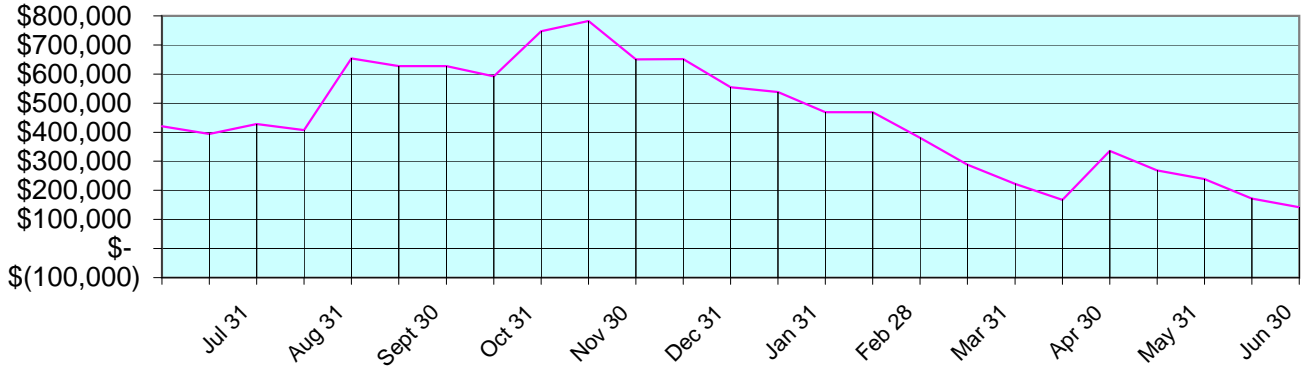
Remember that this percentage target is just an estimate.



Lakes International Language Academy

Financial Dashboard for: 4/30/2010

Cash Balance Projection



Grants and Other Awards:

Description	Award	PFY Expensed FY08 & FY09	CFY Expensed	Remaining	Expiration Date
FLAP Grant	\$824,142	\$549,772	\$263,033	\$11,336	3/31/2010

General Comments:

***The School has a reconciled cash balance of \$336,009 at month end. There is \$107,108 in General Ed, \$207,954 in Community Services and \$20,947 in the Building Company.

Revenue:

During the month, LILA received \$295,810 in revenue. The \$2,848,968 received year to date represents 61% of the FY10 2nd revised revenue budget .

Expenses:

During the month of April, the school expended \$381,527. The year to date expense of \$3,615,049 represents 78% of the 2nd revised FY10 expense budget .

These financials were compiled from information supplied by school management. They are unaudited and should be used for management purposes only.

Lakes International Language Academy
Balance Sheet
Fiscal Year 2010
As of April 30, 2010

	General Education	Community Service	Fixed Assets	Total All Funds
Assets				
Current Assets				
Cash	107,108	207,954	-	315,062
Investments in CDs	213,457	-	-	213,457
Prepaid Expense	26,365	140	-	26,505
State Receivable	19,942	-	-	19,942
Building Company Receivable	23,241	-	-	23,241
Misc. Receivable	-	3,235	-	3,235
Total Current Assets	390,112	211,329	-	601,441
Fixed Assets				
Leasehold Improvements	-	-	512,750	512,750
Accumulated Depreciation-Building	-	-	(17,092)	(17,092)
Equipment	-	-	235,953	235,953
Accumulated Depreciation-Equipment	-	-	(127,594)	(127,594)
Total Fixed Assets	-	-	604,017	604,017
TOTAL ASSETS	390,112	211,329	604,017	1,205,458
Liabilities and Fund Balance				
Current Liabilities				
TRA & PERA	10,201	883	-	11,084
EE LTD Deduct	(1,074)	1,058	-	(16)
Deferred Revenue	6,020	7,077	-	13,097
Total Current Liabilities	15,147	9,017	-	24,164
Equity & Fund Balance				
Investment in Fixed Assets	-	-	604,017	604,017
Unreserved Fund Balance - 06/30/09	1,138,828	203,630	-	1,342,458
Net Income FY10	(763,863)	(1,319)	-	(765,182)
Total Equity & Fund Balance	374,965	202,311	604,017	1,181,293
Total Liabilities, Equity & Fund Balance	390,112	211,329	604,017	1,205,458

Footnote:

State Holdback Calculation:

Total Fiscal Year School Budgeted State Revenues	3,520,155
Prorated Fiscal Year-to-Date (10 of 12 Months)	83%
Total Fiscal Year-to-Date Budget (April 2010)	2,933,462
State Holdback Percentage	27%
Total Estimated Year-to-Date Holdback	792,035

Lakes International Language Academy
Cash Flow Projection FY 2010

This is a working draft based on best estimate at this time

Estimated Receipts By Category						School Disbursements				Estimated Accumulative Cash Balance
FY 09-010 State Rev.	FY 08-09 State, Fed. Holdback	Other Local Receipts	FY 09-10 Federal Rev.	Total Revenues	Payroll Disbursements	Lease Payments	FY 08-09 Acct. Payable Disbursements	Total Disbursements		
						FY 2010 Beginning Cash Balance				\$ 419,880
Jul 1-15	88,361	-	6,397	-	94,758	43,754	50,750	26,191	120,695	393,943
Jul 16-31	88,149		15,750	35,553	139,452	27,862	-	76,963	104,825	428,570
Aug 1-15	88,361	-	18,391	-	106,752	37,334	50,750	40,447	128,531	406,791
Aug 16-31	166,888	170,100	31,781	30,574	399,343	98,817	-	53,424	152,241	653,893
Sep 1-15	109,425	-	26,948	885	137,258	112,763		51,558	164,321	626,830
Sep 16-30	108,344	101,784	11,614	-	221,742	112,459	50,750	57,608	220,817	627,755
Oct 1-15	115,275	-	19,614	30,214	165,102	113,227	50,750	36,663	200,640	592,217
Oct 16-31	109,001	83,440	136,216	-	328,657	111,818	-	61,731	173,548	747,325
Nov 1-15	109,329	-	21,605	56,626	187,559	116,555	-	35,489	152,044	782,841
Nov 16-30	76,621	11	19,761	-	96,393	114,337	50,750	63,768	228,855	650,379
Dec 1-15	83,989	-	26,662	20,272	130,922	112,803	-	17,304	130,107	651,194
Dec 16-31	106,078	4,285	21,248	55,990	187,601	123,415	50,750	109,819	283,984	554,812
Jan 1-15	106,057	1,036	11,848	-	118,942	107,532	-	28,571	136,103	537,650
Jan 16-31	104,247	10	16,315	-	120,572	109,208	113,750	(33,492)	189,466	468,757
Feb 1-15	106,056	2,201	14,591	52,585	175,433	120,668	-	54,168	174,836	469,354
Feb 16-28	106,056	-	17,430	-	123,486	116,920	59,750	35,577	212,247	380,593
Mar 1-15	102,134		17,788	19,054	138,975	108,146	59,750	63,448	231,344	288,224
Mar 16-31	105,946	-	29,240	19,811	154,996	107,505	-	113,466	220,971	222,250
Apr 1-15	99,728	-	6,005	58,785	164,519	112,187	50,750	56,228	219,165	167,603
Apr 16-30	105,646	-	228,226	-	333,872	114,144	9,000	42,322	165,466	336,009
May 1-15	105,846	-	22,063	21,423	149,332	107,826	59,750	49,160	216,736	268,605
May 16-31	105,592	-	22,063	-	127,655	107,826	-	49,160	156,986	239,274
Jun 1-15	105,592	-	22,063	21,423	149,078	107,826	59,750	49,160	216,736	171,616
Jun 16-30	105,846	-	22,063	-	127,909	107,826	-	49,160	156,986	142,540
Total Estimated	2,508,565	362,867	785,684	423,194	4,080,310	2,452,756	717,000	1,187,894	4,357,650	
FY10 Budget	3,520,155	-	475,800	707,407	4,703,362	2,381,229	717,000	1,565,710	4,663,939	
FY09 Accruals	-	364,633	15,690	-	380,323	-	-	21,298	21,298	
FY10 Accruals	(950,442)	-	-	-	(950,442)	-	-	(22,000)	(22,000)	
	2,569,713	364,633	491,490	707,407	4,133,243	2,381,229	717,000	1,565,009	4,663,237	
	61,148	1,766	(294,194)	284,213	52,933	(71,528)	-	377,115	305,587	

**Lakes International Language Academy
Disbursements Register
For the Month of April 2010**

VENDOR	DESCRIPTION	CHECK	DATE	AMOUNT
Manual checks				
MINNESOTA ZOO	Kindergarten MN Zoo trip (Julie and Claudia)	3322	4/1/2010	215.00
GE CAPITAL	Ricoh Copier lease contracted	3323	4/9/2010	792.23
MN BUREAU OF CRIMINAL APPREHENSION	Background checks for Aaron Welter - paid \$15 cash which was deposited on 04/08/2010	3324	4/12/2010	15.00
	Visa Charges 03/02/2010-04/01/2010 - Fruits & veggie for amigos snacks - strawberry, bananas, celery, cantaloupe, grapes cucumber, Lunches for Spring Break week - tortilla shells, mini ravioli, tissues, Craft supplies got Spring Break week - foam shapes award, paper shapes flag, bracelet glow, Field trip - kids & Staff, Ice cream sundae supplies for Amigos, Supplies for All-Day Amigos / Sunglasses, bounce balls, office supplies, scissors, tapes and post it, Supplies for All-Day Amigos - Spring crafts and Supplies for All-Day			
VISA CORPORATE ACCT.	Amigos -foods for lunch and clay for craft	3325	4/12/2010	502.49
SLIM GOODBODY CORPORATION	117 paid tickets @ \$6.50 (\$176) and 5 free tickets - Total of 122 tickets needed for the Bodyology May 12 Show @ the O'Shaughnessy theater	3326	4/13/2010	760.50
	Benefit acct was closed and funds wired to beneficiary in Colombia. Bank returned wire saying "no one claimed it", because benefit acct was closed, JKL authorized it to be put in school account. The board approved that finance could write a check for cash this amount so that the funds could be sent via Western Union or similiar.	3327	4/13/2010	708.58
CASH	Union or similiar.			
GE CAPITAL	Ricoh Copier lease contracted	3328	4/14/2010	541.57
	Visa charges 03/15/10-03/26/10 Glossy Laminating film Clear Glossy, FLAP Grant, Spanish Literature books Grade 3 - Los Farflings describen la fuerza de la gravedad and El gran bosque verde - FLAP, Spanish Books - El Canguro / Kangaroo - FLAP, Norstar M-7100 LCD Phone, grey-Refurbished & Shipping, 2 hotel rooms in Australia for Aarron Arredondo and Shannon Peterson (out of state), Chinese Books - Good Morning China, Seven Magic Firecrackers, Three Treasures, Animation Bilingual, Finding Home, Three Monks, etc. - FLAP			
VISA CORPORATE ACCT.	Phone services - March	3329	4/14/2010	6,615.79
QWEST	Registration for American Indian Music and Art for Allison Foree	3330	4/20/2010	305.18
PERPICH CENTER FOR ARTS EDUCATION	Traditional Honduran dance and culture - 1 hour assembly	3331	4/23/2010	40.00
PETHERBRIDGE, DENA	Book sales - March 2010	3332	4/26/2010	250.00
SCHOLASTIC BOOK FAIRS	Food services - Catering for Chinese New Year - Paid with event donations and food sales	3333	4/26/2010	2,565.11
FOREST LAKE ISD FOOD SERVICE	Eggs for life cycle unit	3334	4/26/2010	264.34
E. J. HOULE INC		3335	4/28/2010	60.00
Regular Checks				
AMERICAN HEALTH RESOURCES	April Health Insurance & claims and fees	7985	4/8/2010	4,457.79
CONCORDIA LANGUAGE VILLAGES	Chinese New Years Celebration - staff help	7986	4/8/2010	300.00
DARCY, NICOLE	Chinese SOPA interviews on 3/30/2010	7987	4/8/2010	100.00
DISTRICT 16	Habits of Mind Conference for Kaari Rodriguez and Nancy Hawkinson	7988	4/8/2010	590.00
	Reimbursement for purchasing index cards, index boxes, highlighters, incentives for students in the SPED program on March 5th and 20th of 2010	7989	4/8/2010	29.15
DU, XIAOQING	SPED services for March	7990	4/8/2010	4,025.00
EDUCATION PLUS - SUSAN A. MONTGOMERY	Field Trip Transportation - Kindergarten on 03/31/2010; Field Trip Transportation - Kindergarten on 04/01/2010 to MN Zoo	7991	4/8/2010	873.98
FIRST STUDENT, INC.	PE Instructioanal supplies (runner rewards) & shipping and handling	7992	4/8/2010	69.00
FITNESS FINDERS	Amigos Food (Milk)	7993	4/8/2010	60.00
FOREST LAKE ISD FOOD SERVICE	Garbage April Charges for 02/04/10-04/02/10	7994	4/8/2010	439.32
FOREST LAKE SANITATION	PE supplies - Marking Wand and Wht Striping	7995	4/8/2010	30.92
GOMEZ, ISMAEL	Facilites equipmetns / capital expenditures - Refrigerated air dryer; Maintenance supplies - varaiaable pitch sheave, single groove	7996	4/8/2010	797.17
GRAINGER	Sped: writing materials for individuals - 1st grade printing teacher' guide, My printing book workbook, Printed alphabet desk trips, 2nd grade printing tacher's guide, printing power workbook, Rock, rap, tap & learn CD, Magic 'C' Bunny, 4th grade Cursuve Tacher's Guide and Cursive success workbook	7997	4/8/2010	105.65
HANDWRITING WITHOUT TEARS	Amigos Field trip transportation - *LILA does not pay for LILA Ski Club (Rohen) expenses	7998	4/8/2010	554.40
HUNT'S TRANSPORTATION SERVICES, LLC.	Retainer for April regarding legislation, porperty tax and related manners	7999	4/8/2010	500.00
JOHN CAIRNS LAW, PA.				

**Lakes International Language Academy
Disbursements Register
For the Month of April 2010**

VENDOR	DESCRIPTION	CHECK	DATE	AMOUNT
LARSON ALLEN WEISHAIR & CO LLP	Final Billing on the 990 tax return for the School and Building Company for the fiscal year ended June 30, 2009 & Out of pocket costs per engagement letter (tax processing, photocopies, postage, courier, fax, telephone, etc. as applicable)	8000 - 8001	4/8/2010	2,925.00
LILA FOUNDATION	Donation deposit in the LILA school account, it should have gone to the LILA Foundation, deposit fate 2/8/2010	8002	4/8/2010	133.00
MACINMIND SOFTWARE, INC.	Software - tech dept. Passenger Professional Edition	8003	4/8/2010	119.00
MCGRAW HILL EDUCATION	Credit on account; Math curriculum elemen Gr. 4 Spanish (FLAP); Everyday Math Curriculum supplies	8004	4/8/2010	10,685.38
METRO SALES, INC.	Copier Usage - 03/05/2010 - 3/25/2010	8005	4/8/2010	2,388.00
MN CHILDRENS MUSEUM	August field trip expenses - 20 kids @ \$4.75 each and 5 staff (free) & confirmation number #15706	8006	4/8/2010	95.00
NORCROSS, MIRA	Chinese SOPA interviews on 3/30/2010	8007	4/8/2010	100.00
NORTHWEST EVALUATION ASSOCIATION	Testing MAP- MAP for Primary Grades License, Spanish Translation Renewal - Full Year License	8008	4/8/2010	5,387.50
ORIGINS	Responsive Classroom 1 for Allison Foree	8009	4/8/2010	695.00
RELIABLE OFFICE SUPPLIES	General Admin. Office supplies- tape, standard staples and jumbo friction clips	8010	4/8/2010	147.33
RENAISSANCE LEARNING, INC.	SPED ED ind. Instructiona supplies : ACC Math Enterprise Real Time w/PD Package, AM Enterprise Real time subscription, AccelScan supply, AM 2.02+Scan Cards Pk of 100, shipping/processing fee for orders \$450 \$999.99	8011	4/8/2010	4,940.10
SAM'S CLUB	Amigos supplies and Amigos food	8012	4/8/2010	229.43
SCHOOL BUSINESS SOLUTIONS	March Expenses and April Contracted	8013	4/8/2010	3,283.15
SCIENCE MUSEUM OF MINNESOTA	Field Trip in house program 6th grade - Residency Program : 02/26/2010 Energy Connections	8014	4/8/2010	955.00
CAROLINA BIOLOGICAL SUPPLY	1st grade curriculum materials - Butterfly sanctuary; 1st grade curriculum materials - Cup, lid, tissue	8015	4/22/2010	98.70
DAVCO TECHNOLOGIES, INC.	Electrician services - Misc. electrical material off of trucj, outlets, plates, corra clad, add outlets to classrooms, added outlets for projectors and television. Used \$120 in materials; Facilities supplies - Multisync Video monitor extender	8016	4/22/2010	2,079.72
DE LAGE LANDEN FINANCIAL SERVICES	04/01/2010-04/30/2010 April Copier lease contract	8017	4/22/2010	1,854.00
DELTA DENTAL OF MINNESOTA	Dental Insurance for May	8018	4/22/2010	1,450.40
ERICKSON, SETH	Tech supplies for video stores	8019	4/22/2010	40.97
FOLLETT SOFTWARE COMPANY	Library supplies - Polythermal labels and shipping and handling	8020	4/22/2010	356.98
FOREST LAKE ISD FOOD SERVICE	Catering: Chinese Visitor Reception - Coffee, punch, brownies, fruit tray, veggie tray, meat & cheese and labor	8021	4/22/2010	489.30
HILLYARD, INC. MINNEAPOLIS	Facility maintenance supplies - bag paper carpetwin, tower roll, soak pink plus hand foam, tissue opticore and test strip	8022	4/22/2010	1,560.57
KLAR, OLIVIA	Reimbursement for balloons, candies, and eggs	8023	4/22/2010	50.51
LARSON ALLEN WEISHAIR & CO LLP	Conference registration for Julie Lundgren and Christine Thomas	8024	4/22/2010	350.00
MADISON NATIONAL LIFE INSURANCE CO.	LTD Premium May 2010	8025	4/22/2010	679.36
MARTINEZ, DORA	Reimbursement for textbooks - Industria Top Hisopo, Mis Pasitos Destre, Barcelo Dorado Ron 7, Mis Pasitos	8026	4/22/2010	25.08
MENARDS FOREST LAKE	Lectura, Oral B C/D Advan 1U - \$201.00 Guatamala currency	8027	4/22/2010	96.79
MINNESOTA HUMANITIES CENTER	Maintenance supplies - flashing sealant, zip liner, lysol disinfect water fall	8028	4/22/2010	90.00
MONTGOMERY, SUSAN	Registration fee for Reading the Write Way on April 17, 2010 for Melissa Cuddy	8029	4/22/2010	50.35
MUTUAL OF OMAHA	Classroom curricula for 2 computer programs; Rewards - Room supplies	8030	4/22/2010	312.00
PREFERRED ONE	Life Insurance and AD&D for 5/1/2010	8031	4/22/2010	13,445.50
PREFERREDONE ADMINISTRATIVE SERVICES	Health Insurance May 2010	8032	4/22/2010	2,172.52
RELIABLE CARE SOLUTIONS, INC	May 2010 Health Insurance - Pat Steichen and Cam Hedlund	8033 - 8034	4/22/2010	8,820.00
SCHOOL HEALTH CORP.	Sped Ed services provided by Lynda Lee Peterson (1 of 4 payments) - 03/01/2010-04/02/2010	8035	4/22/2010	43.85
SWENSON, JULIE	Health Services supplies : ice packs	8036	4/22/2010	46.42
XCEL ENERGY	Supplies for plants units	8037	4/22/2010	4,714.41
	Utilities 03/08/2010 to 04/06/2010 Gas Electric			

**Lakes International Language Academy
Disbursements Register
For the Month of April 2010**

VENDOR	DESCRIPTION	CHECK	DATE	AMOUNT
Wires				
TEACHER RETIREMENT ASSOCIATION	Payroll #18 09/10 and pay date 03/30/2010 - TRA Contributions	200900134	4/12/2010	7,228.28
PERA	Payroll #18 09/10 and pay date 03/30/2010	200900135	4/12/2010	2,970.66
PAYCHEX	Payroll Processing / payroll taxes for March 2010 payrolls	200900136	4/12/2010	571.95
PAYCHEX	04/15/2010 Payroll Net Pay	200900140	4/15/2010	74,883.79
PAYCHEX	04/15/2010 Payroll Taxes	200900141	4/15/2010	27,103.96
PAYCHEX	04/30/2010 Payroll Net Pay	200900142	4/30/2010	75,151.82
PAYCHEX	04/30/2010 Payroll Taxes	200900143	4/30/2010	27,381.47
LILA BUILDING COMPANY	Monthly Lease Payment for 4/1/2010	200900144	4/15/2010	50,750.00
MINNESOTA ASSOCIATION OF CHARTER SCHOOLS	FY10 MAC Membership on the 10th of each month beginning Sept 2009 - June 2010	200900145	4/10/2010	490.00
TEACHER RETIREMENT ASSOCIATION	04/15/10 TRA Contributions	200900146	4/28/2010	7,702.34
PERA	04/15/10 PERA Contributions	200900147	4/21/2010	3,071.89
LINO LAKES STATE BANK	Principal Pmt to commercial Loan 3908 and Interest Pmt to commercial Loan 3908	200900148	4/30/2010	9,000.00
LINO LAKES STATE BANK	Redeposited item fee	200900149	4/30/2010	5.00
LINO LAKES STATE BANK	Redeposited item fee	200900150	4/29/2010	5.00
PAYCHEX	MN State Unemployment	200900151	4/30/2010	836.88
				<u>384,631.53</u>

**Lakes International Language Academy
Summary Income Expense Statement
Fiscal Year 2010
For Period Ending April 30, 2010**

	April Activity	Year-To-Date Activity	2nd Revised Budget 547 ADM	Budget Amount Remaining	% of Budget
Fund 01 - General Fund					
Revenue					
State Revenue					
State General Education Aid	205,374	2,021,062	2,783,670	762,608	73%
State Lease Aid	-	81,650	645,300	563,650	13%
State Sped Aid	-	32,013	91,185	59,172	35%
Total State Revenue	205,374	2,134,724	3,520,155	1,385,430	61%
Federal Revenue					
Federal Title Monies	-	104,809	219,930	115,121	48%
Federal Sped Aid	-	-	212,616	212,616	0%
Federal FLAP Grant	58,785	240,054	274,861	34,807	87%
Total Federal Revenue	58,785	344,863	707,407	362,544	49%
General Local Revenue					
Interest Earned	7,013	12,139	8,900	(3,239)	136%
Misc. Rev. Local	1,000	22,949	30,000	7,051	76%
Rent	100	1,133	4,500	3,367	25%
General Donations	257	10,401	7,500	(2,901)	139%
Tuition Payments	1,211	14,314	17,800	3,486	80%
Field Trips	2,451	28,948	23,900	(5,048)	121%
BC Reimbursable	-	12,352	23,000	10,648	54%
Perpich Ctr Arts Grant	-	2,528	5,200	2,672	49%
Sale of Materials-Purchase for Resale	-	(1,716)	-	1,716	N/A
Chinese Program Fundraiser	-	1,198	-	(1,198)	N/A
Total General Local Revenue	12,032	104,248	120,800	16,552	86%
Total Revenue	276,191	2,583,835	4,348,362	1,764,527	59%
Expenditures					
Administration					
Salaries and Wages	19,679	171,255	201,266	30,011	85%
Benefits	5,554	62,992	75,712	12,720	83%
Purchased Services	11,542	112,459	136,400	23,941	82%
Supplies	(28)	12,708	16,950	4,242	75%
Equipment	-	650	1,000	350	65%
Dues and Membership	1,040	14,450	15,400	950	94%
Total Administration	37,787	374,515	446,728	72,213	84%
General Education					
Salaries and Wages	109,265	882,665	1,189,834	307,168	74%
Benefits	23,108	225,500	298,693	73,194	75%
Purchased Services	3,334	26,713	28,365	1,652	94%
Supplies	6,108	35,546	40,725	5,179	87%
Equipment	-	3,644	25,000	21,356	15%
Dues and Membership	-	263	50	(213)	526%
Total General Education	141,816	1,174,331	1,582,667	408,336	74%

**Lakes International Language Academy
Summary Income Expense Statement
Fiscal Year 2010
For Period Ending April 30, 2010**

	April Activity	Year-To-Date Activity	2nd Revised Budget 547 ADM	Budget Amount Remaining	% of Budget
State Special Education					
Salaries and Wages	5,086	42,121	57,000	14,879	74%
Employee Benefits	954	7,630	14,331	6,702	53%
Purchased Services	12,845	98,641	125,620	26,979	79%
Supplies and Materials	-	-	3,000	3,000	0%
Total State Special Education	18,885	148,392	199,951	51,559	74%
Federal Special Education					
Salaries and Wages	6,993	62,982	76,913	13,931	82%
Employee Benefits	1,304	13,653	16,355	2,438	83%
Purchased Services	-	15,162	44	(15,118)	34460%
Supplies and Materials	5,125	19,397	119,304	99,907	16%
Equipment	-	7,097	8,500	1,403	83%
Dues and Membership	-	254	-	(254)	N/A
Total Federal Special Education	13,423	118,545	221,116	102,307	54%
Title Funds					
Salaries and Wages	865	7,747	9,457	1,709	82%
Benefits	170	2,048	2,227	179	92%
Purchased Services	-	675	6,332	5,657	11%
Supplies and Materials	-	-	4,000	4,000	0%
Total General Education	1,035	10,471	22,016	11,545	48%
Instructional Support Services					
Salaries and Wages	33,926	272,860	355,222	82,362	77%
Benefits	5,733	53,089	75,114	22,026	71%
Purchased Services	1,469	24,556	19,700	(4,856)	125%
Supplies	3,209	3,574	9,150	5,576	39%
Equipment	-	737	740	3	100%
Dues and Membership	-	1,254	75	(1,179)	1672%
Total Instructional Support	44,337	356,069	460,001	103,932	77%
Student Support Services					
Salaries and Wages	3,565	31,843	41,692	9,849	76%
Benefits	483	4,413	8,661	4,248	51%
Purchased Services	-	292	200	(92)	146%
Supplies	44	44	575	531	8%
Dues and Membership	-	230	585	355	39%
Total Student Support Services	4,092	36,821	51,713	14,892	71%
Leases and Maintenance					
Salaries and Wages	9,025	101,333	126,418	25,085	80%
Benefits	2,357	22,845	37,339	14,494	61%
Purchased Services	5,569	102,242	131,700	29,458	78%
Facility	59,750	597,500	717,000	119,500	83%
Supplies	3,497	25,447	35,125	9,678	72%
Leasehold Improvements	-	16,154	20,000	3,846	81%
Total Leases and Maintenance	80,198	865,521	1,067,582	202,061	81%

**Lakes International Language Academy
Summary Income Expense Statement
Fiscal Year 2010
For Period Ending April 30, 2010**

	April Activity	Year-To-Date Activity	2nd Revised Budget 547 ADM	Budget Amount Remaining	% of Budget
Federal FLAP Grant					
Salaries and Wages	271	93,638	102,152	8,514	92%
Benefits	57	19,130	19,933	803	96%
Purchased Services	1,590	19,304	14,694	(4,610)	131%
Supplies	14,234	45,887	56,555	10,668	81%
Equipment	-	84,316	80,658	(3,658)	105%
Dues and Membership	-	758	869	111	87%
Total Federal Grant	16,152	263,033	274,861	11,828	96%
Total Expenditures	357,725	3,347,698	4,326,635	978,673	77%
General Fund Net Income	(81,534)	(763,863)	21,727	785,854	
Fund 04 - Community Service Fund					
Amigos					
Revenue					
Local Revenue	13,929	176,808	235,000	58,192	75%
Total Revenue	13,929	176,808	235,000	58,192	75%
Expenditures					
Salaries and Wages	11,746	125,966	160,523	34,557	78%
Benefits	2,260	29,870	36,952	7,083	81%
Purchased Services	818	14,649	17,730	3,081	83%
Supplies and Materials	623	11,947	17,500	5,553	68%
Equipment	-	-	2,500	2,500	0%
Total Expenditures	15,448	182,431	235,205	52,774	78%
Amigos Net Income	(1,519)	(5,623)	(205)	5,418	
Camp Del Sol					
Revenue					
Local Revenue	-	8,900	8,900	-	100%
Total Revenue	-	8,900	8,900	-	100%
Expenditures					
Salaries and Wages	-	2,996	2,996	-	100%
Benefits	-	373	379	6	98%
Supplies and Materials	-	1,077	1,077	0	100%
Total Expenditures	-	4,445	4,452	7	100%
Camp Del Sol Net Income	-	4,455	4,448	(7)	

**Lakes International Language Academy
Summary Income Expense Statement
Fiscal Year 2010
For Period Ending April 30, 2010**

	April Activity	Year-To-Date Activity	2nd Revised Budget 547 ADM	Budget Amount Remaining	% of Budget
Amiguitos					
Revenue					
Local Revenue	5,691	74,840	93,000	18,160	80%
Total Revenue	5,691	74,840	93,000	18,160	80%
Expenditures					
Salaries and Wages	4,593	40,182	47,757	7,575	84%
Benefits	1,206	12,288	17,691	5,402	69%
Purchased Services	1,000	10,000	12,000	2,000	83%
Supplies and Materials	76	309	2,200	1,891	14%
Total Expenditures	6,875	62,779	79,648	16,868	79%
Amiguitos Sol Net Income (Loss)	(1,184)	12,061	13,352	1,291	
Language Ambassadors					
Revenue					
Local Revenue	-	4,585	18,100	13,515	25%
Total Revenue	-	4,585	18,100	13,515	25%
Expenditures					
Salaries and Wages	1,480	10,422	10,000	(422)	104%
Purchased Services	-	7,175	8,000	825	90%
Supplies and Materials	-	100	-	(100)	N/A
Total Expenditures	1,480	17,697	18,000	303	98%
Language Amb. Net Income (Loss)	(1,480)	(13,112)	100	13,212	
Summer Academy					
Revenue					
Local Revenue	900	900	-	(900)	N/A
Total Revenue	900	900	-	(900)	N/A
Expenditures					
Purchased Services	-	-	-	-	N/A
Total Expenditures	-	-	-	-	N/A
Summer Academy Net Income (Loss)	900	900	-	(900)	
COMBINED FUND 04 - NET INCOME	(3,283)	(1,319)	17,696	19,014	
Net Income - All Funds	(84,817)	(765,182)	39,423	804,868	

**Lakes International Language Academy
Detailed Income Expense Statement
Fiscal Year 2010
For Period Ending April 30, 2010**

Account	Description	April Activity	Year-To-Date Activity	2nd Revised Budget 547 ADM	Budget Amount Remaining	% of Budget
FUND 01 - GENERAL						
REVENUE						
State Revenue						
01 R 005 000 000 000 211	STATE GENERAL EDUCATION AID	205,373.93	2,021,061.78	2,783,669.54	762,607.76	73%
01 R 005 000 000 348 300	FACILITIES LEASE AID	-	81,649.71	645,300.00	563,650.29	13%
01 R 005 000 000 740 360	STATE SPED AID	-	32,012.56	91,184.99	59,172.43	35%
Total State Revenue		205,373.93	2,134,724.05	3,520,154.53	1,385,430.48	61%
Federal Revenue						
01 R 005 000 000 151 400	ARRA STABILIZATION TITLE VII	-	104,809.35	204,172.00	99,362.65	51%
01 R 005 000 000 401 400	FEDERAL REVENUE - TITLE I	-	-	8,526.19	8,526.19	0%
01 R 005 000 000 414 400	FEDERAL REVENUE - TITLE II	-	-	5,568.40	5,568.40	0%
01 R 005 000 000 415 400	FEDERAL REVENUE - TITLE VI	-	-	900.00	900.00	0%
01 R 005 000 000 419 400	FEDERAL REVENUE - SPED AID	-	-	113,098.50	113,098.50	0%
01 R 005 000 000 420 400	FEDERAL REVENUE - IDEA PART B	-	-	2,286.41	2,286.41	0%
01 R 005 000 000 433 400	FEDERAL REVENUE -TITLE IV	-	-	763.46	763.46	0%
01 R 005 000 000 480 400	FEDERAL REVENUE -ARRA TARGETED FUNDS-IDEA B	-	-	93,511.34	93,511.34	0%
01 R 005 000 000 484 400	FEDERAL REVENUE -ARRA TARGETED FUNDS-IDEA B	-	-	3,719.68	3,719.68	0%
01 R 005 000 021 000 400	FEDERAL REVENUE - FLAP GRANT	58,785.00	240,053.84	274,861.00	34,807.16	87%
Total Federal Revenue		58,785.00	344,863.19	707,406.98	362,543.79	49%
General Local Revenue						
01 R 005 203 000 000 021	GEN ED TUITION PAYMENTS	1,210.76	14,314.44	17,800.00	3,485.56	80%
01 R 005 201 150 000 060	KINDERGARTEN FIELD TRIP FEES	3.00	4,848.00	4,900.00	52.00	99%
01 R 005 203 000 000 060	ELEMENTARY ADMISSION FEES	324.00	5,023.00	-	(5,023.00)	N/A
01 R 005 203 150 000 060	ELEMENTARY FIELD TRIP FEES	2,124.00	19,077.30	19,000.00	(77.30)	100%
01 R 005 203 000 000 621	SALE OF MATERIALS-PURCHASE FOR RESALE	-	(1,716.00)	-	1,716.00	N/A
01 R 005 000 000 000 092	INTEREST EARNED	7,012.70	12,138.66	8,900.00	(3,238.66)	136%
01 R 005 000 000 000 093	RENT	100.00	1,133.30	4,500.00	3,366.70	25%
01 R 005 000 000 000 096	GENERAL DONATIONS	257.35	10,401.18	7,500.00	(2,901.18)	139%
01 R 005 000 000 000 099	MISC LOCAL REVENUE	1,000.00	22,949.36	30,000.00	7,050.64	76%
01 R 005 000 050 000 099	BC REIMBURSEABLE	-	12,352.45	23,000.00	10,647.55	54%
01 R 005 000 011 000 099	PERPICH CTR ARTS GRANT	-	2,528.00	5,200.00	2,672.00	49%
01 R 010 230 000 000 621	CHINESE PROGRAM FUNDRAISER	-	1,197.90	-	(1,197.90)	N/A
Total General Local Revenue		12,031.81	104,247.59	120,800.00	16,552.41	86%
TOTAL REVENUE - FUND 01		276,190.74	2,583,834.83	4,348,361.51	1,764,526.68	59%

EXPENDITURES

Adminstration

Salaries

01 E 005 110 000 000 110	REPORTING ANALYST SALARIES	2,716.86	27,168.60	32,136.00	4,967.40	85%
01 E 010 050 000 000 110	SCHOOL DIRECTOR SALARIES	8,845.46	84,121.61	101,575.00	17,453.39	83%
01 E 005 105 000 000 170	GENERAL ADMIN SALARIES	4,509.11	36,103.94	38,851.20	2,747.26	93%
01 E 005 110 000 000 170	BUSINESS OFFICE SUPPORT SALARIES	3,607.24	23,860.90	26,166.40	2,305.50	91%
01 E 005 110 000 151 170	BUSINESS OFFICE SUPPORT SALARIES-ARRA STABIL	-	-	2,537.60	2,537.60	0%
Total Salaries		19,678.67	171,255.05	201,266.20	30,011.15	85%

**Lakes International Language Academy
Detailed Income Expense Statement
Fiscal Year 2010
For Period Ending April 30, 2010**

Account	Description	April Activity	Year-To-Date Activity	2nd Revised Budget 547 ADM	Budget Amount Remaining	% of Budget
Benefits						
01 E 005 105 000 000 210	GENERAL ADMIN FICA	344.96	2,760.64	2,972.12	211.48	93%
01 E 005 110 000 000 210	BUSINESS OFFICE FICA	452.82	3,688.30	4,654.26	965.96	79%
01 E 010 050 000 000 210	DIRECTOR FICA	675.31	6,110.97	7,770.49	1,659.52	79%
01 E 005 105 000 000 214	GENERAL ADMIN PERA	315.63	2,467.06	2,476.76	9.70	100%
01 E 005 110 000 000 214	BUSINESS OFFICE PERA	434.43	3,489.62	3,878.55	388.93	90%
01 E 010 050 000 000 218	TITLE FUNDS ADMIN- TRA	16.24	162.48	162.50	0.02	100%
01 E 005 105 000 000 220	GENERAL ADMIN HEALTH INSURANCE	680.21	7,130.88	8,925.96	1,795.08	80%
01 E 005 110 000 000 220	BUSINESS OFFICE HEALTH INSURANCE	281.52	3,239.31	3,484.80	245.49	93%
01 E 010 050 000 000 220	DIRECTOR HEALTH INSURANCE	1,356.48	14,249.04	16,883.27	2,634.23	84%
01 E 005 105 000 000 230	GENERAL ADMIN LIFE INSURANCE	6.00	66.00	108.00	42.00	61%
01 E 005 110 000 000 230	BUSINESS OFFICE LIFE INSURANCE	4.80	52.80	57.60	4.80	92%
01 E 010 050 000 000 230	DIRECTOR LIFE INSURANCE	16.50	167.45	194.56	27.11	86%
01 E 005 105 000 000 235	GENERAL ADMIN DENTAL INSURANCE	-	-	480.00	480.00	0%
01 E 005 110 000 000 235	BUSINESS OFFICE DENTAL INSURANCE	24.00	271.37	384.00	112.63	71%
01 E 010 050 000 000 235	DIRECTOR DENTAL INSURANCE	108.60	1,131.83	1,266.00	134.17	89%
01 E 005 105 000 000 270	WORKER'S COMP. INSURANCE	-	16,565.25	20,213.00	3,647.75	82%
01 E 005 105 000 000 280	MN STATE UNEMPLOYMENT INSURANCE	836.88	1,439.25	1,800.00	360.75	80%
Total Benefits		5,554.38	62,992.25	75,711.87	12,719.62	83%
Purchased Services						
01 E 005 010 000 000 305	BOARD CONSULTING FEES	2,050.00	13,935.36	18,500.00	4,564.64	75%
01 E 005 105 000 000 305	GENERAL ADMIN CONSULT FEES	17.49	3,027.76	1,000.00	(2,027.76)	303%
01 E 005 107 000 000 305	PUBLIC RELATIONS CONSULTING FEES	-	85.00	1,100.00	1,015.00	8%
01 E 005 110 000 000 305	BUSINESS SUPPORT CONSULT FEES	3,548.69	41,514.06	50,000.00	8,485.94	83%
01 E 005 105 000 000 320	GENERAL ADMIN. COMMUNICATION SERVICES	-	17,105.56	17,000.00	(105.56)	101%
01 E 005 010 000 000 329	BOARD POSTAGE FEES	-	22.45	50.00	27.55	45%
01 E 005 105 000 000 329	GENERAL ADMIN POSTAGE FEES	-	1,417.66	2,500.00	1,082.34	57%
01 E 005 110 000 000 329	BUSINESS OFFICE POSTAGE FEES	-	558.14	650.00	91.86	86%
01 E 005 105 000 000 350	REPAIRS AND MAINTENANCE SERV	-	1,916.87	-	(1,916.87)	N/A
01 E 005 110 000 000 350	REPAIRS AND MAINTENANCE SERV	-	61.00	-	(61.00)	N/A
01 E 005 105 000 000 366	GENERAL ADMIN TRAVEL & CONFERENCES	-	-	150.00	150.00	0%
01 E 005 110 000 000 366	BUSINESS SUPPORT TRAVEL & CONFERENCES	175.00	225.00	950.00	725.00	24%
01 E 005 010 000 000 366	BOARD TRAVEL & CONFERENCES	175.00	945.00	2,000.00	1,055.00	47%
01 E 010 050 000 000 366	DIRECTOR TRAVEL & CONFERENCES	-	957.00	2,500.00	1,543.00	38%
01 E 005 105 000 000 370	GENERAL ADMIN LEASES OR RENTALS	5,575.80	30,688.59	40,000.00	9,311.41	77%
Total Purchased Services		11,541.98	112,459.45	136,400.00	23,940.55	82%
Supplies						
01 E 005 010 000 000 401	BOARD OF ED SUPPLIES & MATERIALS	-	174.76	200.00	25.24	87%
01 E 005 050 000 000 401	DIRECTOR SUPPLIES & MATERIALS	-	174.76	-	(174.76)	N/A
01 E 005 105 000 000 401	GENERAL ADMIN SUPPLIES & MATERIALS	(28.49)	11,906.36	16,000.00	4,093.64	74%
01 E 005 110 000 000 401	BUSINESS SUPPORT SUPPLIES & MATERIALS	-	452.35	500.00	47.65	90%
01 E 010 050 000 000 401	DIRECTOR'S SUPPLIES & MATERIALS	-	-	200.00	200.00	0%
01 E 005 105 000 000 440	GENERAL ADMIN FUEL EXPENSES	-	-	50.00	50.00	0%
Total Supplies		(28.49)	12,708.23	16,950.00	4,241.77	75%
Equipment						
01 E 005 105 000 000 555	TECHNOLOGY EQUIPMENT	-	650.00	1,000.00	350.00	65%

**Lakes International Language Academy
Detailed Income Expense Statement
Fiscal Year 2010
For Period Ending April 30, 2010**

Account	Description	April Activity	Year-To-Date Activity	2nd Revised Budget 547 ADM	Budget Amount Remaining	% of Budget
Total Equipment		-	650.00	1,000.00	350.00	65%
Dues and Membership						
01 E 005 010 000 000 820	BOARD OF ED DUES AND MEMBERSHIP	3,430.00	3,920.00	4,900.00	980.00	80%
01 E 005 105 000 000 820	GENERAL ADMIN DUES AND MEMBERSHIP	(2,940.00)	9,066.78	9,000.00	(66.78)	101%
01 E 010 050 000 000 820	DIRECTOR DUES AND MEMBERSHIP	550.00	1,463.00	1,500.00	37.00	98%
Total Dues & Memberships		1,040.00	14,449.78	15,400.00	950.22	94%
Total Administration		37,786.54	374,514.76	446,728.07	72,213.31	84%
General Education						
Salaries and Wages						
01 E 010 201 000 000 140	KINDERGARTEN TEACHER SALARIES	8,060.00	69,336.80	87,400.00	18,063.20	79%
01 E 010 203 000 000 140	ELEMENTARY TEACHER SALARIES	56,936.02	504,953.28	649,577.00	144,623.72	78%
01 E 010 203 000 151 140	ELEMENTARY TEACHER SALARIES-ARRA STABILIZATION	19,053.70	161,970.45	201,637.00	39,666.55	80%
01 E 010 230 000 000 140	LANGUAGE TEACHER SALARIES	2,983.79	4,338.39	10,675.00	6,336.61	41%
01 E 010 258 000 000 140	MUSIC TEACHER SALARIES	3,091.40	26,668.90	33,314.00	6,645.10	80%
01 E 010 201 000 000 141	KINDERGARTEN AIDE WAGES	-	57.00	-	(57.00)	N/A
01 E 010 203 000 000 141	ELEMENTARY AIDE WAGES	7,910.60	62,862.48	96,061.00	33,198.52	65%
01 E 010 218 000 000 143	ENRICHMENT SPECIALIST	2,938.36	18,328.33	30,937.50	12,609.17	59%
01 E 010 203 000 000 145	ELEMENTARY SUBSTITUTE TEACHER SALARIES	8,291.51	30,026.55	54,912.00	24,885.45	55%
01 E 010 201 000 000 185	KINDERGARTEN OTHER WAGE PAYMENTS	-	-	8,320.00	8,320.00	0%
01 E 010 203 000 000 185	ELEMENTARY OTHER WAGE PAYMENTS	-	4,123.26	17,000.00	12,876.74	24%
Total Salaries		109,265.38	882,665.44	1,189,833.50	307,168.06	74%
Employee Benefits						
01 E 010 201 000 000 210	KINDERGARTEN--FICA/MEDICARE	614.84	5,294.62	7,659.18	2,364.56	69%
01 E 010 203 000 000 210	ELEMENTARY FICA/MEDICARE	6,808.51	56,695.23	78,380.91	21,685.68	72%
01 E 010 218 000 000 210	ENRICHMENT SPECIALIST FICA	220.67	1,398.02	2,366.72	968.70	59%
01 E 010 230 000 000 210	LANGUAGE FICA	226.07	329.87	816.64	486.77	40%
01 E 010 258 000 000 210	MUSIC FICA	235.78	2,033.06	2,548.52	515.46	80%
01 E 010 201 000 000 214	KINDERGARTEN PERA	-	3.85	-	(3.85)	N/A
01 E 010 203 000 000 214	ELEMENTARY PERA	322.32	2,418.38	6,123.89	3,705.51	39%
01 E 010 201 000 000 218	KINDERGARTEN TRA	443.30	3,813.52	5,006.00	1,192.48	76%
01 E 010 203 000 000 218	ELEMENTARY TRA	4,793.59	40,023.04	46,426.30	6,403.26	86%
01 E 010 218 000 000 218	ENRICHMENT SPECIALIST TRA	161.62	1,008.07	1,546.87	538.80	65%
01 E 010 230 000 000 218	LANGUAGE TEACHER TRA	164.11	238.62	533.75	295.13	45%
01 E 010 258 000 000 218	MUSIC TRA	170.02	1,466.73	1,665.70	198.97	88%
01 E 010 201 000 000 220	KINDERGARTEN HEALTH INSURANCE	650.43	8,058.60	10,890.00	2,831.40	74%
01 E 010 203 000 000 220	ELEMENTARY HEALTH INSURANCE	5,757.15	82,308.46	103,672.80	21,364.34	79%
01 E 010 218 000 000 220	ENRICHMENT SPECIALIST HEALTH INSURANCE	43.20	43.20	2,776.95	2,733.75	2%
01 E 010 230 000 000 220	LANGUAGE HEALTH INSURANCE	23.04	23.04	1,193.54	1,170.50	2%
01 E 010 258 000 000 220	MUSIC HEALTH INSURANCE	235.76	2,641.66	4,356.00	1,714.34	61%
01 E 010 218 000 000 230	ENRICHMENT SPECIALIST LIFE INSURANCE	0.90	0.90	2.70	1.80	33%
01 E 010 201 000 000 230	KINDERGARTEN LIFE INSURANCE	9.00	101.00	180.00	79.00	56%
01 E 010 203 000 000 230	ELEMENTARY LIFE INSURANCE	162.00	1,696.00	1,713.60	17.60	99%
01 E 010 230 000 000 230	LANGUAGE LIFE INSURANCE	6.00	6.00	19.73	13.73	30%
01 E 010 258 000 000 230	MUSIC TRA	6.00	66.00	72.00	6.00	92%
01 E 010 201 000 000 235	KINDERGARTEN DENTAL INSURANCE	75.00	806.40	1,200.00	393.60	67%

**Lakes International Language Academy
Detailed Income Expense Statement
Fiscal Year 2010
For Period Ending April 30, 2010**

Account	Description	April Activity	Year-To-Date Activity	2nd Revised Budget 547 ADM	Budget Amount Remaining	% of Budget
01 E 010 203 000 000 235	ELEMENTARY DENTAL INSURANCE	720.00	7,925.41	11,424.00	3,498.59	69%
01 E 010 218 000 000 235	ENRICHMENT SPECIALIST DENTAL INSURANCE	4.50	4.50	306.00	301.50	1%
01 E 010 230 000 000 235	LANGUAGE DENTAL INSURANCE	2.40	4.70	131.52	126.82	4%
01 E 010 258 000 000 235	MUSIC HEALTH INSURANCE	30.00	339.20	480.00	140.80	71%
01 E 010 203 000 000 280	ELEMENTARY MN STATE UNEMPLOYMENT INS.	1,221.39	6,751.56	7,200.00	448.44	94%
Total Benefits		23,107.60	225,499.64	298,693.32	73,193.68	75%
Purchased Services						
01 E 010 203 000 000 305	ELEM ED. CONSULT FEES	550.00	408.00	200.00	(208.00)	204%
01 E 010 258 000 000 305	MUSIC CONSULT FEES	-	-	250.00	250.00	0%
01 E 010 201 000 000 329	KINDERGARTEN POSTAGE	-	-	25.00	25.00	0%
01 E 010 203 000 000 329	ELEMENTARY POSTAGE	-	162.40	350.00	187.60	46%
01 E 010 201 000 733 360	KINDERGARTEN FIELDTRIP TRANSPORTATION	873.98	2,447.73	3,000.00	552.27	82%
01 E 010 203 000 733 360	ELEMENTARY FIELDTRIP TRANSPORTATION	-	5,487.98	7,000.00	1,512.02	78%
01 E 010 218 000 388 366	GIFTED & TALENTED TRAVEL & CONFERENCES	-	108.00	1,500.00	1,392.00	7%
01 E 010 201 150 000 394	KINDERGARTEN FIELDTRIP ENTRY FEES	195.00	1,847.25	2,500.00	652.75	74%
01 E 010 203 000 000 394	ELEMENTARY INSTRUCTIONAL SERVICES FEES	-	1,599.00	1,200.00	(399.00)	133%
01 E 010 203 150 000 394	ELEMENTARY FIELDTRIP ENTRY FEES	1,715.50	14,315.25	12,000.00	(2,315.25)	119%
01 E 010 218 000 000 394	GIFTED & TALENTED FIELDTRIP ENTRY FEES	-	336.98	340.00	3.02	99%
Total Purchased Services		3,334.48	26,712.59	28,365.00	1,652.41	94%
Supplies and Materials						
01 E 010 201 000 000 401	KINDERGARTEN NONINSTRUCTIONAL SUPPLIES	-	174.76	750.00	575.24	23%
01 E 010 203 000 000 401	ELEMENTARY NONINSTRUCTIONAL SUPPLIES	27.00	8,490.22	15,000.00	6,509.78	57%
01 E 010 230 000 000 401	CHINESE NONINSTRUCTIONAL SUPPLIES	-	79.99	-	(79.99)	N/A
01 E 010 258 000 000 401	MUSIC NONINSTRUCTIONAL SUPPLIES	124.16	124.16	-	(124.16)	N/A
01 E 010 201 000 000 430	KINDERGARTEN INSTRUCTIONAL SUPPLIES	46.42	723.76	200.00	(523.76)	362%
01 E 010 203 000 000 430	ELEMENTARY INSTRUCTIONAL SUPPLIES	158.70	12,648.24	15,000.00	2,351.76	84%
01 E 010 203 000 317 430	BASIC SKILLS INSTRUCTIONAL SUPPLIES	-	113.36	500.00	386.64	23%
01 E 010 212 000 000 430	ART INSTRUCTIONAL SUPPLIES	-	32.44	500.00	467.56	6%
01 E 010 218 000 000 430	ENRICHMENT INSTRUCTIONAL SUPPLIES	-	205.21	500.00	294.79	41%
01 E 010 230 000 000 430	ELEMENTARY FOREIGN LANG INSTRUCTIONAL SUPPLIES	-	12.89	150.00	137.11	9%
01 E 010 240 000 000 430	PE SUPPLIES	99.92	499.88	1,000.00	500.12	50%
01 E 010 258 000 000 430	MUSIC INSTRUCTIONAL SUPPLIES	-	536.53	750.00	213.47	72%
01 E 010 218 000 000 433	Enrichment (G&T) Supplies, individualized instructional	-	95.03	300.00	204.97	32%
01 E 010 203 000 000 461	ELEMENTARY STANDARDIZED TESTS	5,387.50	10,775.00	5,400.00	(5,375.00)	200%
01 E 010 203 000 000 490	ELEMENTARY FOOD	-	517.17	125.00	(392.17)	414%
01 E 010 203 150 000 490	ELEMENTARY FIELD TRIP FOOD	-	100.00	550.00	450.00	18%
01 E 010 230 000 000 490	ELEMENTARY FOREIGN LANG FOOD	264.34	417.58	-	(417.58)	N/A
Total Supplies and Materials		6,108.04	35,546.22	40,725.00	5,178.78	87%
Equipment						
01 E 010 203 000 000 555	ELEMENTARY TECHNOLOGY EQUIPMENT	-	3,644.00	25,000.00	21,356.00	15%
Total Equipment		-	3,644.00	25,000.00	21,356.00	15%
Dues and Membership						
01 E 010 203 000 000 820	ELEMENTARY DUES AND MEMBERSHIP	-	78.00	50.00	(28.00)	156%
01 E 010 218 000 000 820	ENRICHMENT DUES AND MEMBERSHIP	-	185.00	-	(185.00)	N/A
Total Dues & Memberships		-	263.00	50.00	(213.00)	526%

**Lakes International Language Academy
Detailed Income Expense Statement
Fiscal Year 2010
For Period Ending April 30, 2010**

Account	Description	April Activity	Year-To-Date Activity	2nd Revised Budget 547 ADM	Budget Amount Remaining	% of Budget
Total General Education		141,815.50	1,174,330.89	1,582,666.82	408,335.93	74%
State Special Education						
Salaries and Wages						
01 E 010 407 000 740 143	SLD SPED LICENSED SUPPORT PERSONNEL	3,864.00	32,844.00	42,000.00	9,156.00	78%
01 E 010 408 000 740 143	EBD SPED LICENSED SUPPORT PERSONNEL	368.00	3,128.00	4,000.00	872.00	78%
01 E 010 411 000 740 141	ASD SPED PARA SALARIES	-	-	11,000.00	11,000.00	0%
01 E 010 411 000 740 161	ASD SPED PARA SALARIES	853.88	6,148.77	-	(6,148.77)	N/A
Total Salaries		5,085.88	42,120.77	57,000.00	14,879.23	74%
Employee Benefits						
01 E 010 407 000 740 210	SLD SPED LICENSED SUPPORT PERSONNEL FICA MEDICARE	272.53	2,305.57	3,213.00	907.43	72%
01 E 010 408 000 740 210	EBD SPED LICENSED SUPPORT PERSONNEL FICA MEDICARE	25.96	219.59	306.00	86.41	72%
01 E 010 411 000 740 210	ASD SPED PARA FICA MEDICARE	65.32	470.40	841.50	371.10	56%
01 E 010 411 000 740 214	ASD SPED PARA PERA	59.78	422.65	701.25	278.60	60%
01 E 010 407 000 740 218	SLD SPED LICENSED SUPPORT PERSONNEL TRA	212.52	1,806.42	2,100.00	293.58	86%
01 E 010 408 000 740 218	EBD SPED LICENSED SUPPORT PERSONNEL TRA	20.24	172.04	200.00	27.96	86%
01 E 010 407 000 740 220	SLD SPED LICENSED SUPPORT PERSONNEL HEALTH INS	241.92	1,713.80	3,659.04	1,945.24	47%
01 E 010 408 000 740 220	EBD SPED LICENSED SUPPORT PERSONNEL HEALTH INS	23.04	163.22	348.48	185.26	47%
01 E 010 411 000 740 220	ASD SPED PARA HEALTH INSURANCE	-	-	2,178.00	2,178.00	0%
01 E 010 420 000 740 220	GENERAL SPED HEALTH INSURANCE	-	114.31	-	(114.31)	N/A
01 E 010 407 000 740 230	SLD SPED LICENSED SUPPORT PERSONNEL LIFE INS	5.04	39.48	60.48	21.00	65%
01 E 010 408 000 740 230	EBD SPED LICENSED SUPPORT PERSONNEL LIFE INS	0.48	3.76	5.76	2.00	65%
01 E 010 411 000 740 230	ASD SPED PARA LIFE INSURANCE	-	-	36.00	36.00	0%
01 E 010 420 000 740 230	GENERAL SPED LIFE INSURANCE	-	(22.50)	-	22.50	N/A
01 E 010 407 000 740 235	SLD SPED LICENSED SUPPORT PERSONNEL LIFE INS	25.20	201.60	403.20	201.60	50%
01 E 010 408 000 740 235	EBD SPED LICENSED SUPPORT PERSONNEL LIFE INS	2.40	19.19	38.40	19.21	50%
01 E 010 411 000 740 235	ASD SPED PARA DENTAL INSURANCE	-	-	240.00	240.00	0%
Total Benefits		954.43	7,629.53	14,331.11	6,701.58	53%
Purchased Services						
01 E 010 405 000 740 390	DHH SPED EDUCATIONAL PMTS TO OTHER DISTRICTS	-	10.56	20.00	9.44	53%
01 E 010 401 000 740 394	SL SPED CONTRACTED STUDENT SERVICES	8,820.00	61,365.00	70,000.00	8,635.00	88%
01 E 010 407 000 740 394	SLD SPED CONTRACTED STUDENT SERVICES	4,025.00	27,929.00	24,000.00	(3,929.00)	116%
01 E 010 420 000 740 394	GENERAL SPED CONTRACTED STUDENT SERVICES	-	9,072.70	30,000.00	20,927.30	30%
01 E 010 405 000 740 396	DHH SAL-CONTRACTED SERV -PD TO ANOTHER DIST	-	233.37	1,500.00	1,266.63	16%
01 E 010 405 000 740 397	DHH BEN -CONTRACTED SERV -PD TO ANOTHER DIST	-	30.69	100.00	69.31	31%
Total Purchased Services		12,845.00	98,641.32	125,620.00	26,978.68	79%
Supplies and Materials						
01 E 010 401 000 740 433	SL SPED INSTRUCTIONAL SUPPLIES	-	-	1,000.00	1,000.00	0%
01 E 010 420 000 740 433	GENERAL SPED INSTRUCTIONAL SUPPLIES	-	-	2,000.00	2,000.00	0%
Total Supplies and Materials		-	-	3,000.00	3,000.00	0%
Total State Special Education		18,885.31	148,391.62	199,951.11	51,559.49	74%

Lakes International Language Academy
Detailed Income Expense Statement
Fiscal Year 2010
For Period Ending April 30, 2010

Account	Description	April Activity	Year-To-Date Activity	2nd Revised Budget 547 ADM	Budget Amount Remaining	% of Budget
Federal Special Education						
Salaries & Wages						
01 E 010 420 000 419 110	GENERAL SPED DIRECTOR SALARIES	4,727.28	42,545.61	52,000.00	9,454.39	82%
01 E 010 420 000 480 170	GENERAL SPED SUPPORT-ARRA TARGETED	-	145.00	145.00	-	100%
01 E 010 422 000 425 143	GENERAL SPED SUPPORT-CEIS	906.44	8,116.38	9,907.04	1,790.66	82%
01 E 010 422 000 481 143	GENERAL SPED SUPPORT-CEIS-ARRA TARGETED	1,359.66	12,174.56	14,860.56	2,686.00	82%
Total Salaries & Wages		6,993.38	62,981.55	76,912.60	13,931.05	82%
Employee Benefits						
01 E 010 420 000 419 210	GENERAL SPED FICA MEDICARE	339.67	3,022.32	3,978.00	955.68	76%
01 E 010 420 000 480 210	GENERAL SPED FICA MEDICARE-ARRA TARGETED	-	11.09	11.09	-	100%
01 E 010 422 000 425 210	GENERAL SPED FICA-CEIS	63.46	566.05	757.89	191.84	75%
01 E 010 422 000 481 210	GENERAL SPED FICA-CEIS-ARRA TARGETED	95.18	849.05	1,136.83	287.78	75%
01 E 010 420 000 419 218	GENERAL SPED TRA	260.00	2,340.00	2,600.00	260.00	90%
01 E 010 420 000 480 218	GENERAL SPED TRA-ARRA TARGETED	-	7.97	7.25	(0.72)	110%
01 E 010 422 000 425 218	GENERAL SPED TRA-CEIS	49.86	446.43	495.35	48.92	90%
01 E 010 422 000 481 218	GENERAL SPED TRA-CEIS-ARRA TARGETED	74.78	669.61	743.03	73.42	90%
01 E 010 420 000 419 220	GENERAL SPED HEALTH INSURANCE	230.39	4,037.44	3,484.80	(552.64)	116%
01 E 010 422 000 425 220	GENERAL SPED LIFE INS-CEIS	63.36	561.27	958.32	397.05	59%
01 E 010 422 000 481 220	GENERAL SPED HEALTH INS-CEIS-ARRA TARGETED	95.04	841.89	1,437.48	595.59	59%
01 E 010 420 000 419 230	GENERAL SPED HEALTH INSURANCE	5.28	9.48	57.60	48.12	16%
01 E 010 422 000 425 230	GENERAL SPED LIFE INS-CEIS	1.32	9.24	15.84	6.60	58%
01 E 010 422 000 481 230	GENERAL SPED LIFE INS-CEIS-ARRA TARGETED	1.98	13.86	23.76	9.90	58%
01 E 010 420 000 419 235	GENERAL SPED DENTAL INSURANCE	24.00	267.44	384.00	116.56	70%
01 E 010 422 000 425 235	GENERAL SPED DENTAL INS-CEIS	-	-	105.60	105.60	0%
01 E 010 422 000 481 235	GENERAL SPED DENTAL INS-CEIS-ARRA TARGETED	-	-	158.40	158.40	0%
Total Employee Benefits		1,304.32	13,653.14	16,355.24	2,438.10	83%
Purchased Services						
01 E 010 420 000 480 303	GENERAL-FEDERAL SPED PURCHASED SERVICES-ARRA	-	12,843.75	-	(12,843.75)	N/A
01 E 010 420 000 419 329	GENERAL-FEDERAL SPED POSTAGE FEES	-	-	44.00	44.00	0%
01 E 010 407 640 480 366	SLD-FEDERAL TRAVEL, CONVENTIONS, CONFER	-	391.80	-	(391.80)	N/A
01 E 010 420 000 419 366	GENERAL-FEDERAL TRAVEL, CONVENTIONS, CONFER	-	610.51	-	(610.51)	N/A
01 E 010 420 000 480 393	GENERAL-FEDERAL CONTRACTED SERVICES-ARRA	-	1,316.25	-	(1,316.25)	N/A
Total Purchased Services		-	15,162.31	44.00	(15,118.31)	34460%
Supplies and Materials						
01 E 010 401 000 480 401	SL-FEDERAL SPED NON-INSTRUCTIONAL SUPPLIES,ARRA TARGETED	-	273.12	-	(273.12)	N/A
01 E 010 407 000 419 401	SLD-FEDERAL SPED NON- INSTRUCTIONAL SUPPLIES	-	25.85	50.00	24.15	52%
01 E 010 420 000 419 401	GENERAL-FEDERAL SPED NON- INSTRUCTIONAL SUPPLIES	-	514.48	1,000.00	485.52	51%
01 E 010 420 000 480 401	GENERAL-FEDERAL SPED NON- INSTRUCTIONAL SUPPLIES-ARRA TARGE	-	69.02	-	(69.02)	N/A
01 E 010 401 000 419 433	SL-FEDERAL SPED INSTRUCTIONAL SUPPLIES	-	4,481.99	8,200.00	3,718.01	55%
01 E 010 401 000 480 433	SL-FEDERAL SPED INSTRUCTIONAL SUPPLIES-ARRA TARGETED	-	43.26	100.00	56.74	43%
01 E 010 402 000 419 433	DCD-FEDERAL SPED INSTRUCTIONAL SUPPLIES	-	-	500.00	500.00	0%
01 E 010 407 000 419 433	SLD-FEDERAL SPED INSTRUCTIONAL SUPPLIES	-	2,087.68	1,200.00	(887.68)	174%
01 E 010 407 000 480 433	SLD-FEDERAL SPED INSTRUCTIONAL SUPPLIES-ARRA TARGETED	5,125.25	7,540.88	250.00	(7,290.88)	3016%
01 E 010 408 000 419 433	EBD-FEDERAL SPED INSTRUCTIONAL SUPPLIES	-	51.58	500.00	448.42	10%
01 E 010 408 000 480 433	EBD-FEDERAL SPED INSTRUCTIONAL SUPPLIES-ARRA TARGETED	-	436.37	50.00	(386.37)	873%
01 E 010 410 000 419 433	OHD-FEDERAL SPED INSTRUCTIONAL SUPPLIES	-	105.08	750.00	644.92	14%

**Lakes International Language Academy
Detailed Income Expense Statement
Fiscal Year 2010
For Period Ending April 30, 2010**

Account	Description	April Activity	Year-To-Date Activity	2nd Revised Budget 547 ADM	Budget Amount Remaining	% of Budget
01 E 010 411 000 419 433	ASD-FEDERAL SPED INSTRUCTIONAL SUPPLIES	-	-	2,500.00	2,500.00	0%
01 E 010 411 000 420 433	ASD-FEDERAL SPED INSTRUCTIONAL SUPPLIES	-	217.30	-	(217.30)	N/A
01 E 010 411 000 480 433	ASD-FEDERAL SPED INSTRUCTIONAL SUPPLIES-ARRA TARGETED	-	-	5,000.00	5,000.00	0%
01 E 010 412 000 419 433	DD-FEDERAL SPED INSTRUCTIONAL SUPPLIES	-	-	250.00	250.00	0%
01 E 010 420 000 419 433	GENERAL-FEDERAL SPED INSTRUCTIONAL SUPPLIES	-	2,446.69	7,000.00	4,553.31	35%
01 E 010 420 000 420 433	GENERAL-FEDERAL SPED INSTRUCTIONAL SUPPLIES	-	-	2,286.41	2,286.41	0%
01 E 010 420 000 480 433	GENERAL-FEDERAL SPED INSTRUCTIONAL SUPPLIES	-	1,103.85	85,948.00	84,844.15	1%
01 E 010 420 000 484 433	GENERAL-FEDERAL SPED INSTRUCTIONAL SUPPLIES	-	-	3,719.68	3,719.68	0%
Total Supplies and Materials		5,125.25	19,397.15	119,304.09	99,906.94	16%
Equipment						
01 E 010 401 000 419 555	SL FED SPED TECHNOLOGY EQUIPMENT	-	1,329.98	1,500.00	170.02	89%
01 E 010 401 000 480 555	SL FED SPED TECHNOLOGY EQUIPMENT-ARRA TARGETED	-	1,688.94	2,000.00	311.06	84%
01 E 010 407 000 419 555	SLD SPED TECHNOLOGY EQUIPMENT	-	-	4,000.00	4,000.00	0%
01 E 010 407 000 480 555	SLD SPED TECHNOLOGY EQUIPMENT-ARRA TARGETED	-	3,429.06	-	(3,429.06)	N/A
01 E 010 420 000 419 555	GEN FED SPED TECHNOLOGY EQUIPMENT	-	649.00	1,000.00	351.00	65%
Total Equipment		-	7,096.98	8,500.00	1,403.02	83%
Dues and Membership						
01 E 010 420 000 480 820	OTHER SUPPORT DUES AND MEMBERSHIP	-	254.00	-	(254.00)	N/A
Total Dues and Membership		-	254.00	-	(254.00)	N/A
Total Federal Special Education		13,422.95	118,545.13	221,115.93	102,306.80	54%
Title Funds						
Salaries and Wages						
01 E 010 216 000 401 140	TITLE I PART A - LICENSED CLASSROOM TEACHER	865.24	7,747.45	9,456.72	1,709.27	82%
Total Salaries		865.24	7,747.45	9,456.72	1,709.27	82%
Employee Benefits						
01 E 010 216 000 401 210	TITLE I PART A - FICA/MEDICARE	60.58	540.23	723.44	183.21	75%
01 E 010 216 000 401 218	TITLE I PART A - TEACHERS RETIREMENT ASSN	47.60	425.84	472.84	47.00	90%
01 E 010 216 000 401 220	TITLE I PART A - EMPLOYEE HEALTH INSURANCE	60.46	1,067.47	914.76	(152.71)	117%
01 E 010 216 000 401 230	TITLE I PART A - EMPLOYEE LIFE INSURANCE	1.26	14.70	15.12	0.42	97%
01 E 010 216 000 401 235	TITLE I PART A - EMPLOYEE DENTAL INSURANCE	-	-	100.80	100.80	0%
Total Benefits		169.90	2,048.24	2,226.96	178.72	92%
Purchased Services						
01 E 010 204 000 414 303	TITLE II PART A - CONTRACTED SERVICES	-	-	1,000.00	1,000.00	0%
01 E 010 204 000 414 366	TITLE II PART A - TRAVEL,CONVENTIONS,CONFER	-	675.00	4,568.40	3,893.40	15%
01 E 010 206 000 433 366	TITLE IV PART A - TRAVEL,CONVENTIONS,CONFER	-	-	763.46	763.46	0%
Total Purchased Services		-	675.00	6,331.86	5,656.86	11%
Supplies and Materials						
01 E 010 216 000 401 430	TITLE I PART A-GENERAL SPED INSTRUCTIONAL SUPPLIES	-	-	400.00	400.00	0%
01 E 010 204 000 414 433	TITLE II PART A-GENERAL SPED INSTRUCTIONAL SUPPLIES	-	-	3,600.00	3,600.00	0%
Total Supplies and Materials		-	-	4,000.00	4,000.00	0%
Total Title Funds		1,035.14	10,470.69	22,015.54	11,544.85	48%

**Lakes International Language Academy
Detailed Income Expense Statement
Fiscal Year 2010
For Period Ending April 30, 2010**

Account	Description	April Activity	Year-To-Date Activity	2nd Revised Budget 547 ADM	Budget Amount Remaining	% of Budget
Instructional Support						
Salaries and Wages						
01 E 010 605 000 000 110	DEAN OF STUDENTS SALARIES	3,551.92	35,519.20	43,599.92	8,080.72	81%
01 E 010 605 000 000 143	LICENSED INSTRUCTIONAL SUPPORT	10,811.38	78,036.78	109,293.20	31,256.42	71%
01 E 010 605 000 317 143	BASIC SKILLS SALARIES	988.84	8,854.22	10,807.68	1,953.46	82%
01 E 010 610 000 000 143	CURRICULUM DEV. SALARIES	10,075.08	85,952.64	110,714.95	24,762.31	78%
01 E 010 605 000 000 144	NON-LIC. INSTRUCTIONAL SUPPORT STF	3,636.36	19,090.85	25,000.00	5,909.15	76%
01 E 010 620 000 000 143	LIBRARY STAFF SALARIES	2,990.00	25,415.00	32,150.00	6,735.00	79%
01 E 010 620 000 000 170	NON-INSTRUCTIONAL SUPPORT STF	1,872.10	17,135.08	20,800.00	3,664.92	82%
01 E 010 605 000 000 185	NON-LIC. INSTRUCTIONAL OTHER SALARY	-	700.05	700.05	-	100%
01 E 010 610 000 000 185	CURRICULUM DEV. OTHER SALARY	-	2,156.00	2,156.00	-	100%
Total Salaries		33,925.68	272,859.82	355,221.80	82,361.98	77%
Employee Benefits						
01 E 010 605 000 000 210	GEN INSTRUCTIONAL SPPT. FICA/MEDICARE	1,362.23	10,030.45	14,519.18	4,488.73	69%
01 E 010 605 000 317 210	BASIC SKILLS FICA/MEDICARE	69.22	617.58	826.79	209.21	75%
01 E 010 610 000 000 210	CURRICULUM DEV FICA/MEDICARE	743.98	6,088.17	8,634.63	2,546.46	71%
01 E 010 620 000 000 210	LIBRARY FICA/MEDICARE	371.24	3,248.07	4,360.50	1,112.43	74%
01 E 010 605 000 000 214	GEN INSTRUCTIONAL SPPT. PERA	248.64	2,456.73	2,779.49	322.76	88%
01 E 010 620 000 000 214	LIBRARY PERA	131.06	1,175.01	1,326.00	150.99	89%
01 E 010 605 000 000 218	GEN INSTRUCTIONAL SPPT. TRA	656.03	4,153.99	6,749.66	2,595.67	62%
01 E 010 605 000 317 218	BASIC SKILLS TRA	54.38	487.30	540.38	53.08	90%
01 E 010 610 000 000 218	CURRICULUM DEV. TRA	554.12	4,596.88	5,643.55	1,046.67	81%
01 E 010 620 000 000 218	LIBRARY TRA	164.46	1,397.90	1,810.00	412.10	77%
01 E 010 605 000 000 220	GEN INSTRUCTIONAL SPPT. HEALTH INSURANCE	498.48	5,173.44	11,434.50	6,261.06	45%
01 E 010 605 000 317 220	BASIC SKILLS HEALTH INSURANCE	69.11	2,236.94	1,045.44	(1,191.50)	214%
01 E 010 610 000 000 220	CURRICULUM DEV. HEALTH INSURANCE	436.67	6,827.40	7,739.31	911.91	88%
01 E 010 620 000 000 220	LIBRARY HEALTH INSURANCE	268.43	3,533.81	4,356.00	822.19	81%
01 E 010 605 000 000 230	LIFE INSURANCE	19.20	140.40	219.60	79.20	64%
01 E 010 605 000 317 230	BASIC SKILLS LIFE INSURANCE	1.44	28.20	17.28	(10.92)	163%
01 E 010 610 000 000 230	CURRICULUM DEV. LIFE INSURANCE	12.00	114.00	127.92	13.92	89%
01 E 010 620 000 000 230	LIBRARY LIFE INSURANCE	6.00	66.00	72.00	6.00	92%
01 E 010 605 000 000 235	DENTAL INSURANCE	36.00	377.04	1,464.00	1,086.96	26%
01 E 010 605 000 317 235	BASIC SKILLS DENTAL INSURANCE	-	-	115.20	115.20	0%
01 E 010 610 000 000 235	CURRICULUM DEV. DENTAL INSURANCE	-	-	852.82	852.82	0%
01 E 010 620 000 000 235	LIBRARY DENTAL INSURANCE	30.00	339.20	480.00	140.80	71%
Total Benefits		5,732.69	53,088.51	75,114.25	22,025.74	71%
Purchased Services						
01 E 010 605 000 000 305	GEN INSTRUCTIONAL SPPT. CONSULT FEES	-	2,473.60	250.00	(2,223.60)	989%
01 E 010 640 000 306 305	STAFF DEVEL CONSULT FEES	-	450.00	350.00	(100.00)	129%
01 E 010 610 000 000 366	CURRICULUM DEV. TRAVEL, CONFERENCES	-	90.00	100.00	10.00	90%
01 E 010 610 000 306 366	CURRICULUM DEV. TRAVEL, CONFERENCES	-	1,810.00	-	(1,810.00)	N/A
01 E 010 640 000 306 366	STAFF DEV. TRAVEL, CONFERENCES	720.00	18,061.02	18,000.00	(61.02)	100%
01 E 010 640 000 306 368	STAFF DEV. TRAVEL, CONFERENCES-OUT OF STATE	749.37	1,671.30	1,000.00	(671.30)	167%
Total Purchased Services		1,469.37	24,555.92	19,700.00	(4,855.92)	125%

Lakes International Language Academy
Detailed Income Expense Statement
Fiscal Year 2010
For Period Ending April 30, 2010

Account	Description	April Activity	Year-To-Date Activity	2nd Revised Budget 547 ADM	Budget Amount Remaining	% of Budget
Supplies and Materials						
01 E 010 605 000 000 401	GEN INSTRUCTIONAL SPPT. SUPPLIES	159.97	1,797.60	2,700.00	902.40	67%
01 E 010 610 000 000 401	CURRICULUM DEV SUPPLIES	-	298.97	400.00	101.03	75%
01 E 010 620 000 000 401	LIBRARY SUPPLIES	100.04	188.70	200.00	11.30	94%
01 E 010 640 000 306 401	STAFF DEV. SUPPLIES	-	40.97	200.00	159.03	20%
01 E 010 605 000 317 460	BASIC SKILLS LIFE TEXTBOOKS	-	128.00	-	(128.00)	N/A
01 E 010 610 000 000 460	CURRICULUM DEVELOPMENT TEXTBOOKS	-	339.31	350.00	10.69	97%
01 E 010 620 000 000 470	MEDIA BOOKS AND RESOURCES	2,460.11	61.09	4,300.00	4,238.91	1%
01 E 010 640 000 306 490	STAFF DEV. FOOD COSTS	489.30	719.10	1,000.00	280.90	72%
Total Supplies		3,209.42	3,573.74	9,150.00	5,576.26	39%
Equipment						
01 E 010 605 000 000 555	TECH EQUIPMENT	-	736.86	740.00	3.14	100%
Total Equipment		-	736.86	740.00	3.14	100%
Dues and Membership						
01 E 010 610 000 000 820	OTHER SUPPORT DUES AND MEMBERSHIP	-	425.00	-	(425.00)	N/A
01 E 010 620 000 000 820	MEDIA DUES AND MEMBERSHIP	-	829.00	-	(829.00)	N/A
01 E 010 640 000 306 820	STAFF DEVEL DUES AND MEMBERSHIP	-	-	75.00	75.00	0%
Total Dues and Membership		-	1,254.00	75.00	(1,179.00)	1672%
Total Instructional Support		44,337.16	356,068.85	460,001.05	103,932.20	77%
Student Service						
Salaries and Wages						
01 E 005 790 000 000 170	RECESS AIDE SALARIES	3,565.08	31,842.77	41,692.00	9,849.23	76%
Total Salaries		3,565.08	31,842.77	41,692.00	9,849.23	76%
Employee Benefits						
01 E 005 790 000 000 210	RECESS AIDE FICA	272.71	2,436.49	3,189.44	752.95	76%
01 E 005 790 000 000 214	RECESS AIDE PERA	92.43	853.66	2,657.86	1,804.20	32%
01 E 005 790 000 000 220	RECESS AIDE HEALTH INSURANCE	117.88	1,122.68	2,778.00	1,655.32	40%
01 E 005 790 000 000 230	RECESS AIDE LIFE INSURANCE	-	-	36.00	36.00	0%
Total Benefits		483.02	4,412.83	8,661.30	4,248.47	51%
Purchased Services						
01 E 005 720 000 000 305	HEALTH SERVICES	-	291.84	200.00	(91.84)	146%
Total Purchased Services		-	291.84	200.00	(91.84)	146%
Supplies and Materials						
01 E 005 720 000 000 401	HEALTH SERVICES SUPPLIES	43.85	43.85	150.00	106.15	29%
01 E 005 770 000 000 401	FOOD SERVICE SUPPLIES	-	-	125.00	125.00	0%
01 E 005 790 000 000 401	RECESS SUPPLIES	-	-	300.00	300.00	0%
Total Supplies		43.85	43.85	575.00	531.15	8%
Dues and Membership						
01 E 005 790 000 000 820	OTHER SUPPORT DUES AND MEMBERSHIP	-	230.00	585.00	355.00	39%
Total Dues and Membership		-	230.00	585.00	355.00	39%

**Lakes International Language Academy
Detailed Income Expense Statement
Fiscal Year 2010
For Period Ending April 30, 2010**

Account	Description	April Activity	Year-To-Date Activity	2nd Revised Budget 547 ADM	Budget Amount Remaining	% of Budget
Total Student Services		4,091.95	36,821.29	51,713.30	14,892.01	71%
Facility Lease and Maintenance						
Salaries and Wages						
01 E 005 810 000 000 170	MAINTENANCE SALARIES	9,025.00	101,333.45	126,418.00	25,084.55	80%
Total Salaries		9,025.00	101,333.45	126,418.00	25,084.55	80%
Employee Benefits						
01 E 005 810 000 000 210	MAINTENANCE FICA	662.24	7,439.40	9,670.98	2,231.58	77%
01 E 005 810 000 000 214	MAINTENANCE PERA	618.66	6,374.44	7,950.90	1,576.46	80%
01 E 005 810 000 000 218	MAINTENANCE TRA	-	73.59	84.90	11.31	87%
01 E 005 810 000 000 220	MAINTENANCE HEALTH INSURANCE	998.07	8,095.85	17,424.00	9,328.15	46%
01 E 005 810 000 000 230	MAINTENANCE LIFE INSURANCE	18.00	264.00	288.00	24.00	92%
01 E 005 810 000 000 235	MAINTENANCE DENTAL INSURANCE	60.00	597.60	1,920.00	1,322.40	31%
Total Benefits		2,356.97	22,844.88	37,338.78	14,493.90	61%
Purchased Services						
01 E 005 810 000 000 305	MAINTENANCE CONSULT FEES	439.32	7,894.24	10,000.00	2,105.76	79%
01 E 005 850 050 000 305	REIMBURSEABLE CONSULT FEES	-	4,376.45	8,000.00	3,623.55	55%
01 E 005 850 050 000 350	REIMBURSEABLE Repair/Maint Fees	-	1,015.29	10,000.00	8,984.71	10%
01 E 005 810 000 000 320	COMMUNICATION SERVICES	415.18	3,569.77	8,000.00	4,430.23	45%
01 E 005 810 000 000 330	UTILITIES	4,714.41	52,268.58	52,000.00	(268.58)	101%
01 E 005 940 000 000 340	PROPERTY/LIABILITY INSURANCE	-	22,898.50	25,000.00	2,101.50	92%
01 E 005 810 000 000 350	REPAIRS AND MAINTENANCE SERVICES	-	9,768.85	18,000.00	8,231.15	54%
01 E 005 810 000 000 370	MAINTENANCE OPERATING LEASES	-	-	250.00	250.00	0%
01 E 005 810 000 000 389	MAINTENANCE TUITION REIMBURSEMENT	-	450.00	450.00	-	100%
Total Purchased Services		5,568.91	102,241.68	131,700.00	29,458.32	78%
Facility						
01 E 005 850 000 348 370	FACILITIES-LEASE AID	59,750.00	597,500.00	717,000.00	119,500.00	83%
Total Facility		59,750.00	597,500.00	717,000.00	119,500.00	83%
Supplies and Materials						
01 E 005 810 000 000 401	MAINTENANCE SUPPLIES	3,497.03	21,616.95	30,000.00	8,383.05	72%
01 E 005 810 050 000 401	LBC REIMBURSEABLE MAINTENANCE SUPPLIES	-	-	1,000.00	1,000.00	0%
01 E 005 850 050 000 401	REIMBURSABLE-SUPPLIES & MATERIALS-NONINSTRU	-	3,720.08	4,000.00	279.92	93%
01 E 005 810 000 000 440	MAINTENANCE FUEL	-	109.96	125.00	15.04	88%
Total Supplies		3,497.03	25,446.99	35,125.00	9,678.01	72%
Leasehold Improvements						
01 E 005 810 000 000 530	FACILITIES EQUIPMENT	-	845.00	-	(845.00)	N/A
01 E 005 850 050 000 520	LEASEHOLD IMPROVEMENTS	-	15,309.00	20,000.00	4,691.00	77%
Total Leasehold Improvements		-	16,154.00	20,000.00	3,846.00	81%
Total Lease and Maintenance		80,197.91	865,521.00	1,067,581.78	202,060.78	81%

**Lakes International Language Academy
Detailed Income Expense Statement
Fiscal Year 2010
For Period Ending April 30, 2010**

Account	Description	April Activity	Year-To-Date Activity	2nd Revised Budget 547 ADM	Budget Amount Remaining	% of Budget
Federal FLAP Grant						
Salaries and Wages						
01 E 010 050 021 000 110	ADMINISTRATION (NON-INSTRUCT) WAGES	-	4,037.48	4,275.00	237.52	94%
01 E 010 203 021 000 140	LICENSED CLASSROOM TEACHER	-	19,760.88	21,750.00	1,989.12	91%
01 E 010 218 021 000 143	ENRICHMENT SPECIALIST	-	7,090.93	7,312.50	221.57	97%
01 E 010 230 021 000 140	CHINESE TEACHER (COMMUNITY EXPERT)	-	26,348.82	28,155.10	1,806.28	94%
01 E 010 610 021 000 143	GRANT MANAGER WAGES	-	16,721.37	17,547.45	826.08	95%
01 E 010 605 021 000 144	NON-LIC INSTRUCTIONAL SUPPORT STF	-	13,636.33	15,000.00	1,363.67	91%
01 E 010 203 021 000 145	SUBSTITUTE TEACHER SALARIES	-	1,335.00	2,288.00	953.00	58%
01 E 005 110 021 000 170	NON-INSTRUCTIONAL SUPPORT STF	271.18	4,707.56	5,824.00	1,116.44	81%
Total Salaries		271.18	93,638.37	102,152.05	8,513.68	92%
Employee Benefits						
01 E 005 110 021 000 210	FICA/MEDICARE	29.76	369.14	445.54	76.40	83%
01 E 010 050 021 000 210	FICA/MEDICARE	-	289.67	327.04	37.37	89%
01 E 010 203 021 000 210	LIC. TEACHER FICA	-	1,613.85	1,838.91	225.06	88%
01 E 010 218 021 000 210	ENRICHMENT SPECIALIST FICA	-	486.15	559.41	73.26	87%
01 E 010 230 021 000 210	CHINESE TEACHER (COMMUNITY EXPERT)FICA	-	1,993.81	2,153.87	160.06	93%
01 E 010 605 021 000 210	INSTRUCTIONAL SPPT. FICA	-	1,043.12	2,769.30	1,726.18	38%
01 E 010 610 021 000 210	GRANT MANAGER FICA	-	1,130.74	1,342.38	211.64	84%
01 E 005 110 021 000 214	PUBLIC EMPLOYEES RETIREMENT	27.23	329.30	371.28	41.98	89%
01 E 010 605 021 000 214	PUBLIC EMPLOYEES RETIREMENT	-	(23.64)	-	23.64	N/A
01 E 010 203 021 000 218	LIC. TEACHER TRA	-	1,086.86	1,201.90	115.04	90%
01 E 010 218 021 000 218	ENRICHMENT SPECIALIST TRA	-	373.76	365.62	(8.14)	102%
01 E 010 230 021 000 218	CHINESE TEACHER (COMMUNITY EXPERT) TRA	-	1,449.25	1,407.75	(41.50)	103%
01 E 010 605 021 000 218	TEACHERS RETIREMENT	-	769.25	750.00	(19.25)	103%
01 E 010 610 021 000 218	GRANT MANAGER TRA	-	812.97	877.37	64.40	93%
01 E 010 050 021 000 220	EMPLOYEE INSURANCE(any)	-	671.05	724.59	53.54	93%
01 E 010 203 021 000 220	LIC. TEACHER HEALTH INSURANCE	-	365.40	256.00	(109.40)	143%
01 E 010 218 021 000 220	ENRICHMENT SPECIALIST HEALTH INS	-	1,917.56	490.05	(1,427.51)	391%
01 E 010 230 021 000 220	CHINESE TEACHER (COMMUNITY EXPERT) HEALTH INS	-	3,556.98	3,158.10	(398.88)	113%
01 E 010 605 021 000 220	INSTRUCTIONAL SPPT. HEALTH INSURANCE	-	58.00	-	(58.00)	N/A
01 E 010 610 021 000 220	GRANT MANAGER HEALTH INSURANCE	-	99.00	69.30	(29.70)	143%
01 E 010 050 021 000 230	LIFE INSURANCE	-	9.00	8.30	(0.70)	108%
01 E 010 203 021 000 230	LIFE INSURANCE	-	37.80	31.50	(6.30)	120%
01 E 010 218 021 000 230	ENRICHMENT SPECIALIST LIFE INS	-	9.55	8.10	(1.45)	118%
01 E 010 230 021 000 230	CHINESE TEACHER (COMMUNITY EXPERT) LIFE INS	-	90.08	52.20	(37.88)	173%
01 E 010 605 021 000 230	INSTRUCTIONAL SPPT. LIFE INSURANCE	-	30.00	-	(30.00)	N/A
01 E 010 610 021 000 230	GRANT MANAGER LIFE INSURANCE	-	18.00	-	(18.00)	N/A
01 E 010 050 021 000 235	DENTAL INSURANC	-	53.55	54.00	0.45	99%
01 E 010 203 021 000 235	LIC. TEACHER DENTAL INSURANCE	-	(20.38)	180.00	200.38	-11%
01 E 010 218 021 000 235	ENRICHMENT SPECIALIST DENTAL INS	-	79.58	54.00	(25.58)	147%
01 E 010 230 021 000 235	CHINESE TEACHER (COMMUNITY EXPERT) DENTAL INS	-	430.48	436.31	5.83	99%
Total Benefits		56.99	19,129.88	19,932.82	802.94	96%
Purchased Services						
01 E 005 110 021 000 329	POSTAGE AND PARCEL SERVICES	-	-	10.00	10.00	0%
01 E 010 203 021 000 305	ELEM ED. CONSULT FEES	200.00	200.00	-	(200.00)	N/A
01 E 005 110 021 000 366	TRAVEL, CONVENTIONS, CONFER	-	180.00	180.00	-	100%

**Lakes International Language Academy
Detailed Income Expense Statement
Fiscal Year 2010
For Period Ending April 30, 2010**

Account	Description	April Activity	Year-To-Date Activity	2nd Revised Budget 547 ADM	Budget Amount Remaining	% of Budget
01 E 010 230 021 000 366	FOREIGN LANGUAGE TRAVEL, CONVENTIONS, CONFER	-	223.20	224.00	0.80	100%
01 E 010 640 021 000 366	TRAVEL, CONVENTIONS, CONFER	1,390.00	16,076.08	12,500.00	(3,576.08)	129%
01 E 010 610 021 000 368	CURRIC. DEV. OUT OF STATE TRAVEL	-	2,328.30	1,280.00	(1,048.30)	182%
01 E 010 640 021 000 368	STAFF DEV. OUT OF STATE TRAVEL	-	296.90	500.00	203.10	59%
Total Purchased Services		1,590.00	19,304.48	14,694.00	(4,610.48)	131%
Supplies and Materials						
01 E 010 203 021 000 401	ELEMENTARY SUPPLIES	-	109.20	1,000.00	890.80	11%
01 E 010 610 021 000 401	CURRIC. DEV. SUPPLIES	-	562.27	-	(562.27)	N/A
01 E 010 620 021 000 401	LIBRARY SUPPLIES	1,241.98	1,241.98	1,235.00	(6.98)	101%
01 E 010 201 021 000 430	KINDER FLAP GRANT INSTRUCTIONAL SUPPLIES	-	679.65	1,320.00	640.35	51%
01 E 010 203 021 000 430	ELEMENTARY INSTRUCTIONAL SUPPLIES	12,552.26	37,937.08	40,000.00	2,062.92	95%
01 E 010 230 021 000 430	FOREIGN LANGUAGE INSTRUCTIONAL SUPPLIES	439.80	1,567.19	3,000.00	1,432.81	52%
01 E 010 640 021 000 430	STAFF DEV. INSTRUCTIONAL SUPPLIES	-	7.30	-	(7.30)	N/A
01 E 010 203 021 000 460	FOREIGN LANGUAGE TEXTBOOKS&WORKBOOKS	-	3,782.20	5,000.00	1,217.80	76%
01 E 010 620 021 000 470	LIBRARY MEDIA BOOKS AND RESOURCES	-	-	5,000.00	5,000.00	0%
Total Supplies		14,234.04	45,886.87	56,555.00	10,668.13	81%
Equipment						
01 E 010 203 021 000 555	ELEM FLAP GRANT TECHNOLOGY	-	84,316.00	79,658.14	(4,657.86)	106%
01 E 010 605 021 000 555	INSTR SUPPORT FLAP GRANT TECHNOLOGY	-	-	1,000.00	1,000.00	0%
Total Equipment		-	84,316.00	80,658.14	(3,657.86)	105%
Dues and Membership						
01 E 010 203 021 000 820	ELEMENTARY DUES AND MEMBERSHIP	-	343.80	344.00	0.20	100%
01 E 010 230 021 000 820	FOREIGN LANGUAGE DUES AND MEMBERSHIP	-	200.00	200.00	-	100%
01 E 010 610 021 000 820	OTHER SUPPORT DUES AND MEMBERSHIP	-	214.00	325.00	111.00	66%
Total Dues and Membership		-	757.80	869.00	111.20	87%
Total Federal FLAP Grant		16,152.21	263,033.40	274,861.01	11,827.61	96%
TOTAL EXPENDITURES - FUND 01		357,724.67	3,347,697.63	4,326,634.61	978,672.98	77%
FUND 01 - NET INCOME		(81,533.93)	(763,862.80)	21,726.90	785,853.70	
FUND 04 -COMMUNITY SERVICE						
AMIGOS REVENUE						
04 R 005 570 012 000 050	AMIGOS-FEES FROM PATRONS	13,928.50	176,807.69	235,000.00	58,192.31	75%
TOTAL REVENUE		13,928.50	176,807.69	235,000.00	58,192.31	75%
EXPENDITURES						
Salary and Wages						
04 E 005 570 012 000 110	AMIGOS ADMIN SALARIES	2,336.86	23,373.09	28,402.68	5,029.59	82%
04 E 005 570 012 000 170	AMIGOS AIDE WAGES	9,409.49	102,592.59	132,120.00	29,527.41	78%
		11,746.35	125,965.68	160,522.68	34,557.00	78%

**Lakes International Language Academy
Detailed Income Expense Statement
Fiscal Year 2010
For Period Ending April 30, 2010**

Account	Description	April Activity	Year-To-Date Activity	2nd Revised Budget 547 ADM	Budget Amount Remaining	% of Budget
Employee Benefits						
04 E 005 570 012 000 210	AMIGOS FICA	752.83	8,391.70	12,279.99	3,888.29	68%
04 E 005 570 012 000 214	AMIGOS PERA	671.77	6,905.98	9,869.95	2,963.97	70%
04 E 005 570 012 000 218	AMIGOS TRA	-	46.20	-	(46.20)	N/A
04 E 005 570 012 000 220	AMIGOS HEALTH INSURANCE	746.86	13,473.82	13,598.51	124.69	99%
04 E 005 570 012 000 230	AMIGOS LIFE INSURANCE	21.30	276.30	219.87	(56.43)	126%
04 E 005 570 012 000 235	AMIGOS DENTAL INSURANC	67.55	775.53	984.00	208.47	79%
		2,260.31	29,869.53	36,952.32	7,082.79	81%
Purchased Services						
04 E 005 570 012 000 303	AMIGOS INDIRECT COSTS	-	12,000.00	12,000.00	-	100%
04 E 005 570 012 000 305	AMIGOS CONSULT FEES	-	11.22	300.00	288.78	4%
04 E 005 570 012 000 329	AMIGOS-POSTAGE AND PARCEL SERVICES	-	88.00	130.00	42.00	68%
04 E 005 570 012 000 366	AMIGOS-TRAVEL, CONVENTIONS, CONFERENCES	-	185.83	2,500.00	2,314.17	7%
04 E 005 570 012 000 394	AMIGOS INSTRUCTIONAL CONSULTING FEES	-	150.00	500.00	350.00	30%
04 E 005 570 012 733 394	AMIGOS FIELDTRIPS	817.95	2,213.70	2,300.00	86.30	96%
		817.95	14,648.75	17,730.00	3,081.25	83%
Supplies and Materials						
04 E 005 570 012 000 401	AMIGOS NONINSTRUCTIONAL SUPPLIES	254.80	3,117.98	4,000.00	882.02	78%
04 E 005 570 012 000 490	AMIGOS FOOD COSTS	368.57	8,828.75	13,500.00	4,671.25	65%
		623.37	11,946.73	17,500.00	5,553.27	68%
Equipment						
04 E 005 570 012 000 555	AMIGOS TECHNOLOGY	-	-	2,500.00	2,500.00	0%
Total Equipment		-	-	2,500.00	2,500.00	0%
TOTAL EXPENDITURES		15,447.98	182,430.69	235,205.00	52,774.31	78%
AMIGOS NET INCOME		(1,519.48)	(5,623.00)	(205.00)	5,418.00	
CAMP DEL SOL REVENUE						
04 R 005 570 013 000 050	CAMP DEL SOL-FEES FROM PATRONS	-	8,900.00	8,900.00	-	100%
TOTAL REVENUE		-	8,900.00	8,900.00	-	100%
EXPENDITURES						
Salary and Wages						
04 E 005 570 013 000 170	CAMP DEL SOL AIDE WAGES	-	2,996.00	2,996.00	-	100%
04 E 005 570 013 000 185	CAMP DEL SOL TEACHER WAGES	-	-	-	-	N/A
		-	2,996.00	2,996.00	-	100%
Employee Benefits						
04 E 005 570 013 000 210	CAMP DEL SOL FICA	-	207.91	229.19	21.28	91%
04 E 005 570 013 000 218	CAMP DEL SOL TRA	-	164.78	149.80	(14.98)	110%
		-	372.69	378.99	6.30	98%

**Lakes International Language Academy
Detailed Income Expense Statement
Fiscal Year 2010
For Period Ending April 30, 2010**

Account	Description	April Activity	Year-To-Date Activity	2nd Revised Budget 547 ADM	Budget Amount Remaining	% of Budget
Supplies and Materials						
04 E 005 570 013 000 401	CAMP DEL SOL NONINSTRUCTIONAL SUPPLIES	-	858.44	858.44	-	100%
04 E 005 570 013 000 490	CAMP DEL SOL FOOD	-	218.15	218.44	0.29	100%
		-	1,076.59	1,076.88	0.29	100%
TOTAL EXPENDITURES		-	4,445.28	4,451.87	6.59	100%
CAMP DEL SOL NET INCOME (LOSS)		-	4,454.72	4,448.13	(6.59)	
AMIGUITOS REVENUE						
04 R 005 570 014 000 050	AMIGUITOS-FEES FROM PATRONS	5,691.00	74,840.23	93,000.00	18,159.77	80%
TOTAL REVENUE		5,691.00	74,840.23	93,000.00	18,159.77	80%
EXPENDITURES						
Salary and Wages						
04 E 005 570 014 000 110	AMIGUITOS ADMIN SALARIES	814.60	8,146.00	9,717.00	1,571.00	84%
04 E 005 570 014 000 170	AMIGUITOS AIDE WAGES	3,778.50	32,036.23	38,040.00	6,003.77	84%
		4,593.10	40,182.23	47,757.00	7,574.77	84%
Employee Benefits						
04 E 005 570 014 000 210	AMIGUITOS FICA	292.04	2,415.06	3,653.41	1,238.35	66%
04 E 005 570 014 000 214	AMIGUITOS PERA	288.28	2,432.27	2,681.13	248.86	91%
04 E 005 570 014 000 220	AMIGUITOS HEALTH INSURANCE	609.06	7,259.21	10,113.71	2,854.50	72%
04 E 005 570 014 000 230	AMIGUITOS LIFE INSURANCE	7.50	82.50	162.27	79.77	51%
04 E 005 570 014 000 235	AMIGUTIOS DENTAL INSURANC	8.94	99.35	1,080.00	980.65	9%
		1,205.82	12,288.39	17,690.52	5,402.13	69%
Purchased Services						
04 E 005 570 014 000 303	AMIGUITOS INDIRECT COSTS	1,000.00	10,000.00	12,000.00	2,000.00	83%
		1,000.00	10,000.00	12,000.00	2,000.00	83%
Supplies and Materials						
04 E 005 570 014 000 401	AMIGUITOS NONINSTRUCTIONAL SUPPLIES	75.59	167.64	1,100.00	932.36	15%
04 E 005 570 014 000 430	AMIGUITOS INSTRUCTIONAL SUPPLIES	-	-	500.00	500.00	0%
04 E 005 570 014 000 490	AMIGUITOS FOOD COSTS	-	140.97	600.00	459.03	23%
		75.59	308.61	2,200.00	1,891.39	14%
TOTAL EXPENDITURES		6,874.51	62,779.23	79,647.52	16,868.29	79%
AMIGUITOS NET INCOME		(1,183.51)	12,061.00	13,352.48	1,291.48	
LANGUAGE AMBASADORS REVENUE						
04 R 005 570 015 000 096	PTO DONATIONS FOR LANGUAGE AMBASADORS	-	100.00	100.00	-	100%
04 R 005 570 015 000 099	PTO PAYMENTS FOR LANGUAGE AMBASADORS	-	4,485.00	18,000.00	13,515.00	25%
TOTAL REVENUE		-	4,585.00	18,100.00	13,515.00	25%

**Lakes International Language Academy
Detailed Income Expense Statement
Fiscal Year 2010
For Period Ending April 30, 2010**

Account	Description	April Activity	Year-To-Date Activity	2nd Revised Budget 547 ADM	Budget Amount Remaining	% of Budget
EXPENDITURES						
Salary and Wages						
04 E 005 570 015 000 170	LANGUAGE AMBASADORS WAGES	1,480.02	10,421.70	10,000.00	(421.70)	104%
		1,480.02	10,421.70	10,000.00	(421.70)	104%
Purchased Services						
04 E 005 570 015 000 305	AMBASADORS TRAVEL REIMBURSEMENTS	-	7,175.00	8,000.00	825.00	90%
		-	7,175.00	8,000.00	825.00	90%
Supplies and Materials						
04 E 005 570 015 000 401	LANGUAGE AMBASADORS SUPPLIES	-	99.90	-	(99.90)	N/A
		-	99.90	-	(99.90)	N/A
TOTAL EXPENDITURES		1,480.02	17,696.60	18,000.00	303.40	98%
LANGUAGE AMBASADORS NET INCOME (LOSS)		(1,480.02)	(13,111.60)	100.00	13,211.60	
SUMMER ACADEMY REVENUE						
04 R 005 570 016 000 050	SUMMER ACADEMY-FEES FROM PATRONS	900.00	900.00	-	(900.00)	N/A
TOTAL REVENUE		900.00	900.00	-	(900.00)	N/A
EXPENDITURES						
Purchased Services						
04 E 005 570 016 000 305	SUMMER ACADEMY-CONTRACTED SERVICES	-	-	-	-	N/A
		-	-	-	-	N/A
TOTAL EXPENDITURES		-	-	-	-	N/A
SUMMER ACADEMY NET INCOME (LOSS)		900.00	900.00	-	(900.00)	
COMBINED FUND 04 - NET INCOME		(3,283.01)	(1,318.88)	17,695.61	19,014.49	
NET INCOME - ALL FUNDS		(84,816.94)	(765,181.68)	39,422.51	804,868.19	