

Addition Spin

Supplies:

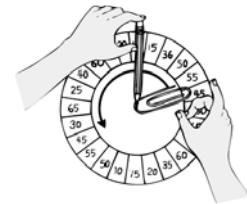
- Spinners, 2 with #'s & 2 blank
- Paper clip
- Score Card
- Pencil
- calculator

Players: 2

Grade 2 Practiced Skill: Mental addition

Operations and Computation; Goal 2: Use manipulatives, number grids, tall arithmetic, paper & pencil, and calculators to solve problems involving the addition and subtraction of 2-digit whole numbers.

Object of game: To have the larger total



Use a pencil and paper clip to make a spinner.

Directions:

1. Players take turns being the “Spinner” and the “Checker.” Choose a spinner to use.
2. The Spinner spins the paper clip. And writes the number that the paper clip points to. If the paper clip points to more than one number, the Spinner writes the smaller number.
3. The Spinner spins a 2nd time and writes the new number.
4. The Spinner adds the 2 numbers and writes the sum. The Checker checks the sum of the 2 numbers by using a calculator.
5. If the sum is correct, the Spinner circles it. If the sum is incorrect, the Spinner corrects it but does not circle it.
6. Players switch roles. They stop after they have each played 5 turns. Each player uses a calculator to find the total of his or her circled scores.
7. The player with the larger total wins.

Modifications:

- Begin with the spinner with the multiple of 5’s numbers
- Use the blank spinner with different numbers
- Use one spinner that has only multiples of 10 and one spinner that has only 1-digit numbers. They spin both spinners once and find the sum.
- Spin 3 times and add 3 numbers for each turn
- Use a variety of numbers and operations

Key Concepts in Spanish:

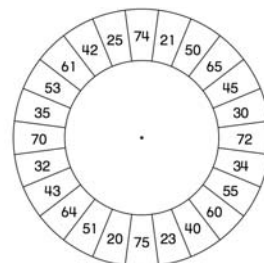
En este juego sumamos números de 2 dígitos. ¡Recuerda comenzar sumando las *Unidades* a la derecha primero!

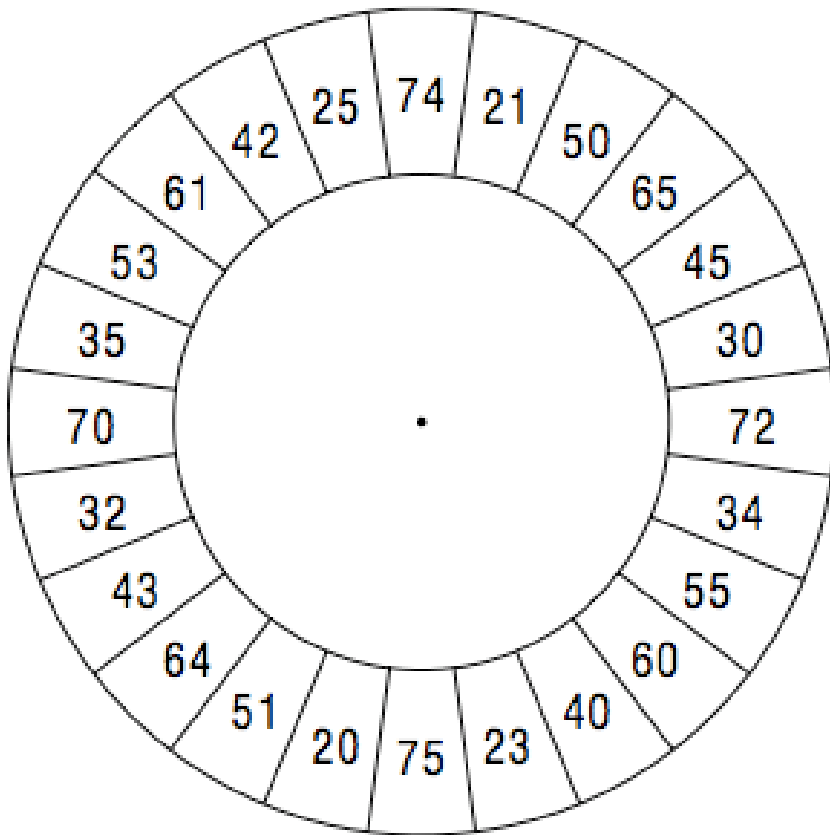
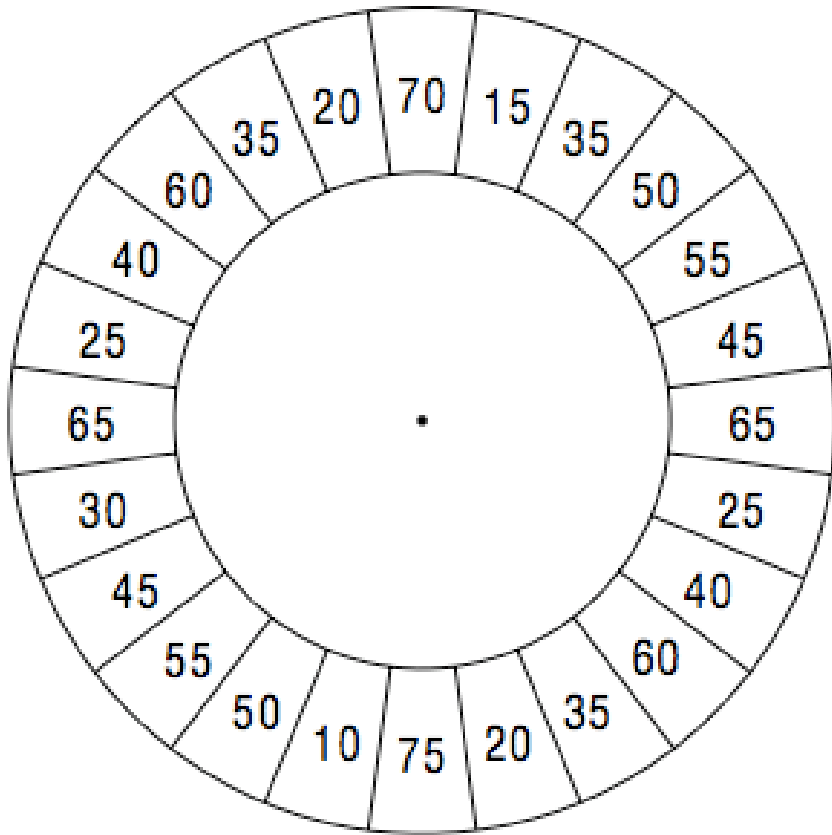
In this game we add 2 digit numbers. Remember to start adding the *Ones* on the right first!

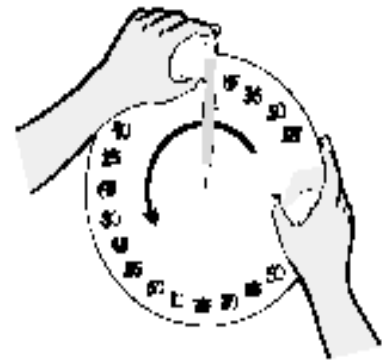
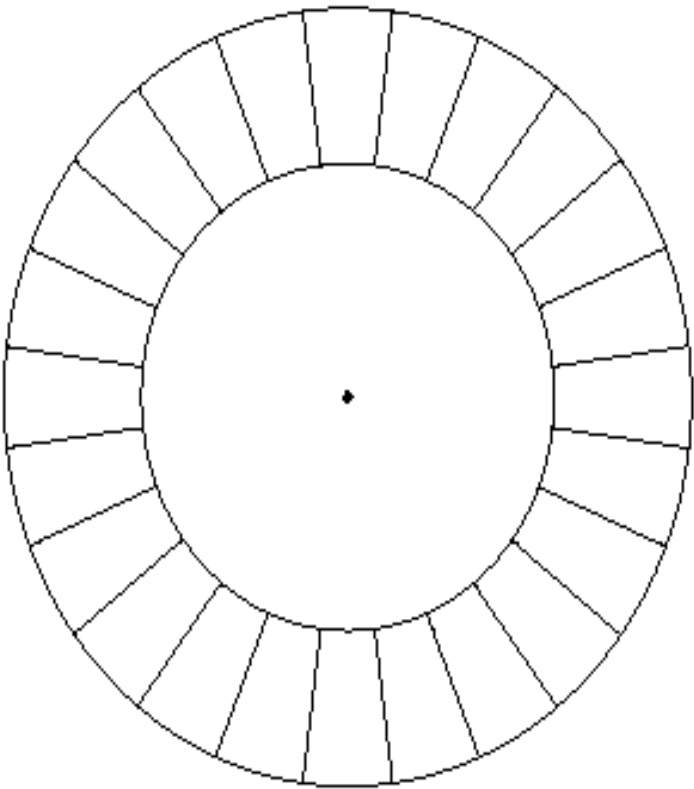
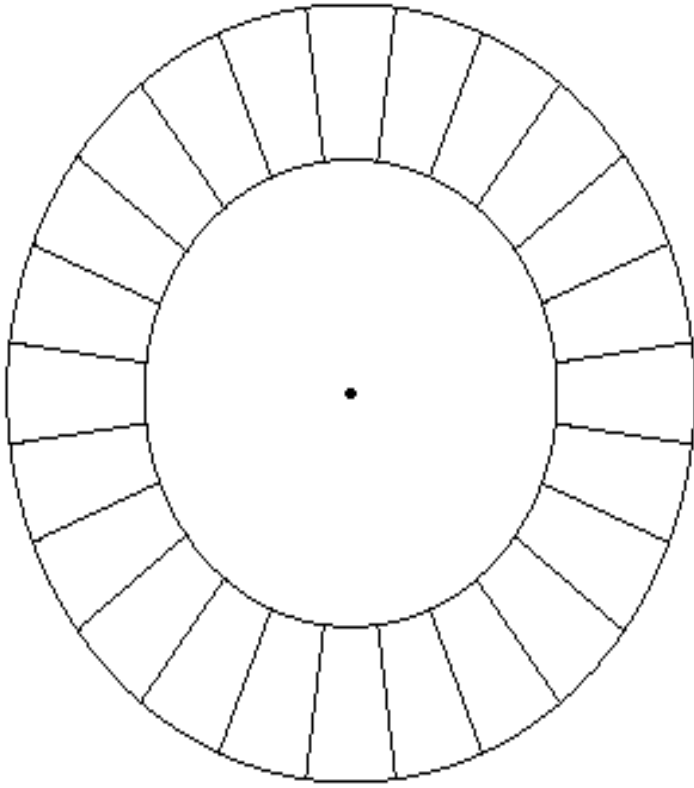
Practice saying numbers in Spanish:

$$34 + 12 = 46$$

$$34 \text{ más } 12 \text{ es igual a } 46$$







Use a pencil and paper clip to make a spinner.